

Dashboard

Custom (20/09/2020 - 26/09/2020)
All Locations

Lynx Bistro

Updated 8/10/2020 12:11PM

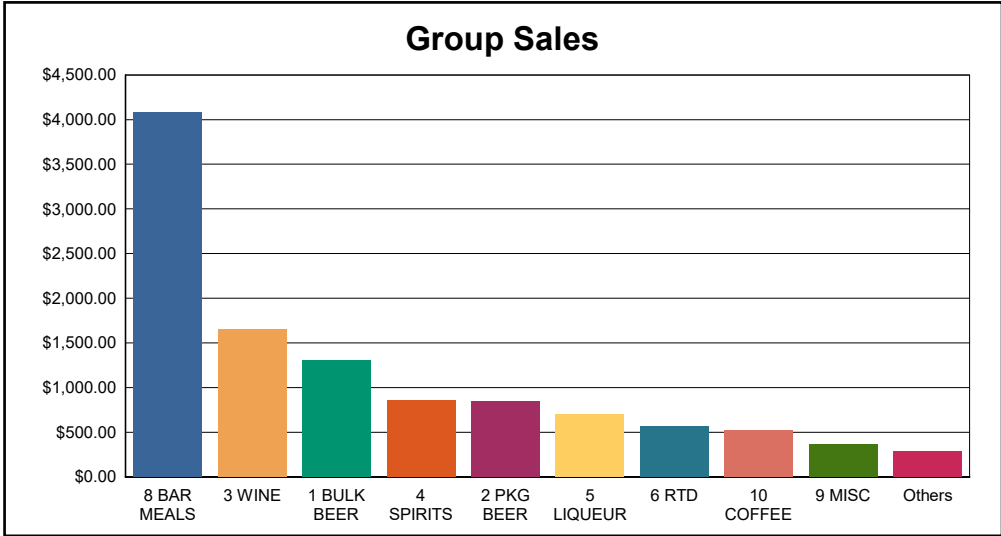
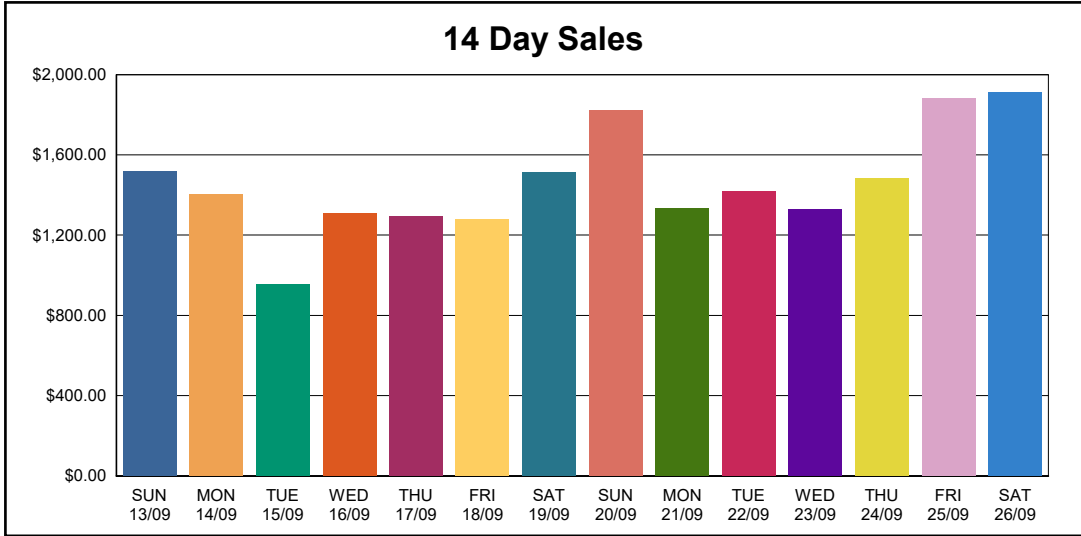
Sales Total
\$11,170.50

Gross Profit
\$6,684.78

Profit Margin
64.31%

Transactions
247

Average Sale
\$45.22



Voids
-\$22.30

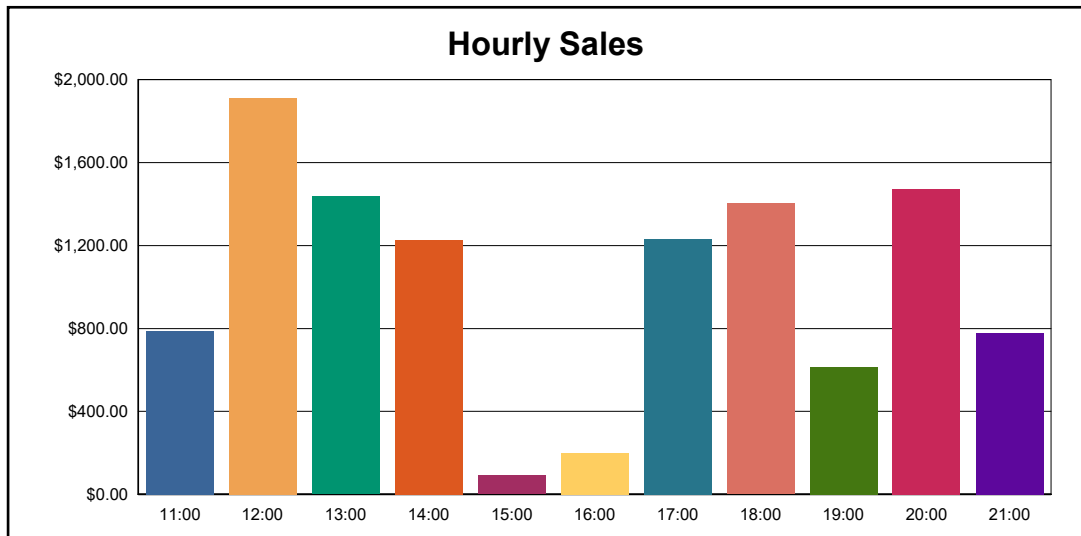
Refunds
-\$32.50

Corrections
-\$7.70

No Sales
0

Discounts
\$0.00

Complimentary
\$1.50



Top Sellers

Description	Quantity	Amount	Profit
285ML COOPERS	111.000	\$252.76	\$126.16
CHIPS	105.000	\$326.00	\$185.21
285ML HAHN LITE	102.000	\$182.00	\$104.03
LRG PIZZA	101.000	\$1,081.50	\$627.00
SML PIZZA	94.000	\$734.50	\$405.50
STEAK S/WICH	81.000	\$589.50	\$536.02

Transaction Report

Lynx Bistro

Today (25/09/2020)

Page 1 of 1

All Locations > All Terminals

Printed 25/09/2020 2:11PM

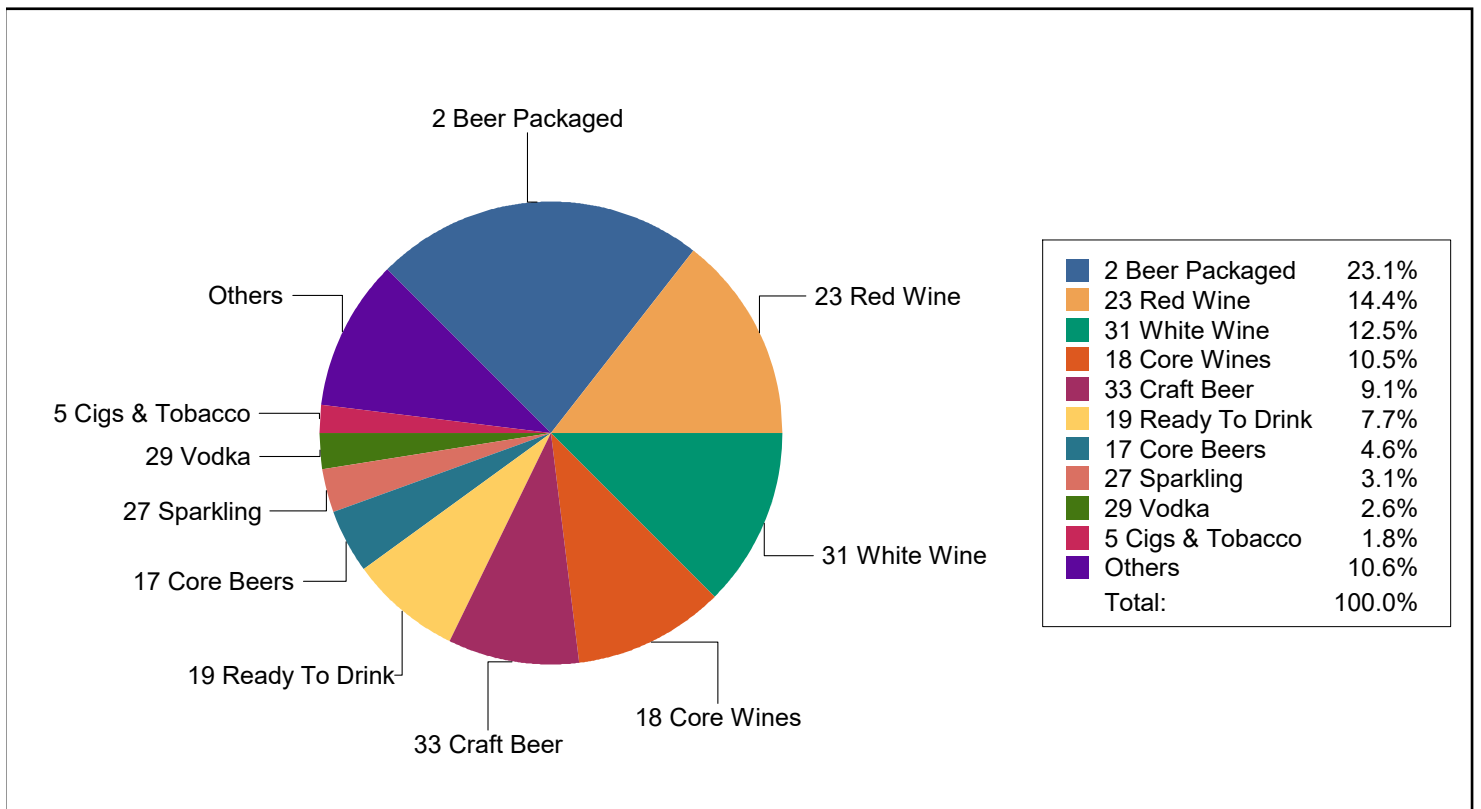
Description	Quantity	Amount	% of Total	Average	Avg/Tran
Major Groups					
Beer	48	\$121.80	7.45%	\$2.54	\$2.97
Wine	22	\$111.40	6.81%	\$5.06	\$2.72
Spirits	52	\$193.15	11.81%	\$3.71	\$4.71
Food	113	\$1,003.50	61.35%	\$8.88	\$24.48
Misc	68	\$205.80	12.58%	\$3.03	\$5.02
	303	\$1,635.65			\$39.89
Taxable Tax Subtotals					
Taxable tax subtotal 1		\$899.65	55.00%		\$21.94
Taxable tax subtotal 2		\$736.00	45.00%		\$17.95
		\$1,635.65			\$39.89
Taxable Subtotals					
TAXABLE 1		\$818.05	52.64%		\$19.95
TAXABLE 2		\$736.00	47.36%		\$17.95
		\$1,554.05			\$37.90
Tax Amounts					
GST		\$81.60	100.00%		\$1.99
		\$81.60			\$1.99
Counts					
Transaction Count	41				
	41				
Functions					
REFUND	1	-\$8.00	123.08%	-\$8.00	-\$0.20
Comps	1	\$1.50	-23.08%	\$1.50	\$0.04
	2	-\$6.50			-\$0.16
Media Tendered					
CASH	11	\$283.70	17.34%	\$25.79	\$6.92
MEDIA 03	30	\$1,351.95	82.66%	\$45.07	\$32.97
	41	\$1,635.65			\$39.89
Media Sales					
CASH	11	\$283.70	17.34%	\$25.79	\$6.92
MEDIA 03	30	\$1,351.95	82.66%	\$45.07	\$32.97
	41	\$1,635.65			\$39.89
Sales Types					
Sales Type 1		\$1,635.65	100.00%		\$39.89
		\$1,635.65			\$39.89
Tracks					
ALL TRACKS	0	\$0.00	0.00%	\$0.00	\$0.00
	0	\$0.00			\$0.00

Group Sales Report

Last Week (17/06/2019 - 23/06/2019)

All Locations > All Terminals > All Major Groups > All Groups

Code	Description	Sales		
		Quantity	Amount	% of Total
2	Beer Packaged	85.000	\$1,999.37	23.12%
3	Bourbon	1.000	\$39.99	0.46%
4	Brandy	1.000	\$34.99	0.40%
5	Cigs & Tobacco	7.000	\$156.00	1.80%
7	Fortified	3.000	\$44.97	0.52%
8	Frozen & Ice	28.000	\$126.00	1.46%
11	Liqueurs	1.000	\$31.99	0.37%
12	MISCELLANEOUS	4.000	\$14.12	0.16%
15	Other Spirits	1.000	\$16.99	0.20%
17	Core Beers	22.000	\$395.87	4.58%
18	Core Wines	126.000	\$908.08	10.50%
19	Ready To Drink	29.000	\$664.50	7.69%
20	Ready To Drink Cider	10.000	\$136.00	1.57%
23	Red Wine	82.000	\$1,248.55	14.44%
24	Rum	2.000	\$79.98	0.92%
25	Snack Food	12.000	\$86.99	1.01%
26	Softdrink	8.000	\$36.10	0.42%
27	Sparkling	27.000	\$263.75	3.05%
29	Vodka	5.000	\$220.97	2.56%
30	Whisky/Scotch	2.000	\$72.98	0.84%
31	White Wine	85.000	\$1,084.64	12.54%
32	Wine Bulk	5.000	\$92.95	1.07%
33	Craft Beer	39.000	\$789.94	9.14%
34	Rose Wine	3.000	\$64.97	0.75%
35	Imported Wines	2.000	\$35.98	0.42%
GRAND TOTAL		590.000	\$8,646.67	



Weekly Sales Report

Lynx Liquor

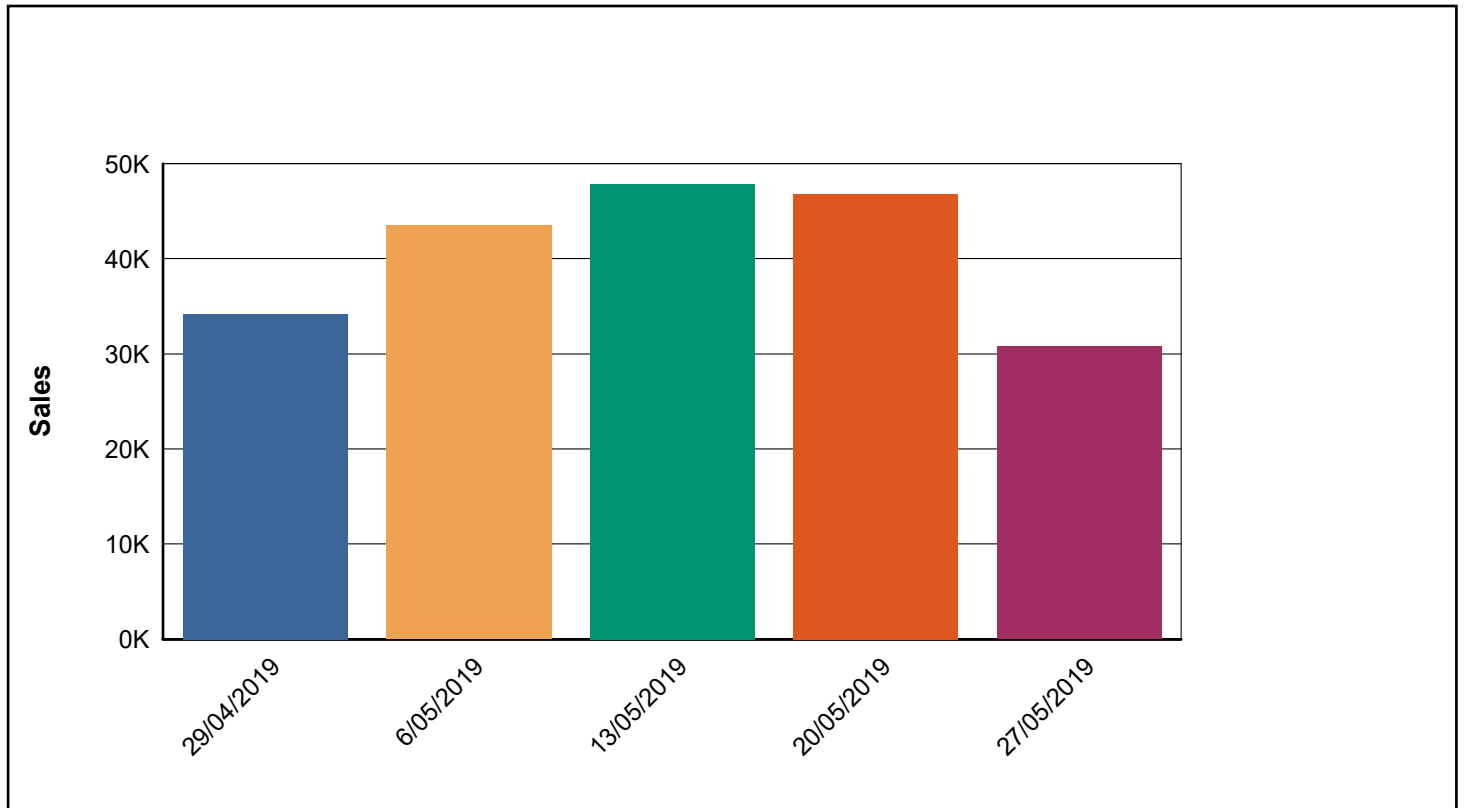
Last Month (1/05/2019 - 31/05/2019)

Page 1 of 1

All Locations > All Terminals > All Major Groups > All Groups

Printed 28/06/2019 1:56PM

Start Date	End Date	Sales		
		Quantity	Amount	% of Total
29/04/2019	5/05/2019	1,790.000	\$34,190.35	16.84%
6/05/2019	12/05/2019	2,320.000	\$43,481.00	21.41%
13/05/2019	19/05/2019	2,394.000	\$47,862.03	23.57%
20/05/2019	26/05/2019	2,551.000	\$46,766.29	23.03%
27/05/2019	2/06/2019	1,601.000	\$30,745.64	15.14%
GRAND TOTAL		10,656.000	\$203,045.31	



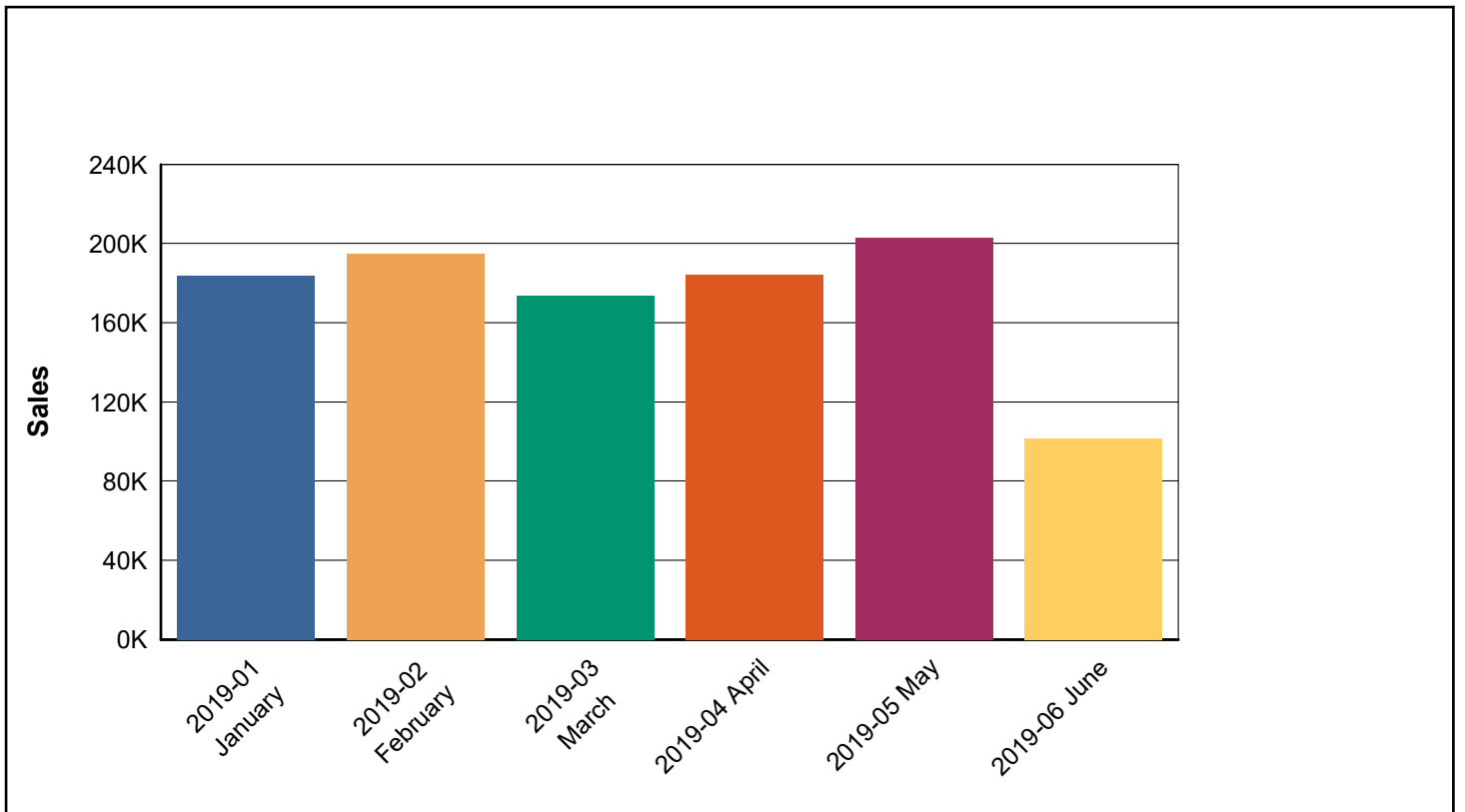
Monthly Sales Report

Year to Date (1/01/2019 - 1/07/2019)

All Locations > All Terminals > All Major Groups > All Groups

Printed 1/07/2019 3:14PM

Month	Sales		
	Quantity	Amount	% of Total
2019-01 January	10,115.950	\$183,847.85	17.66%
2019-02 February	10,606.050	\$194,817.60	18.71%
2019-03 March	9,750.750	\$173,714.19	16.68%
2019-04 April	10,217.000	\$184,242.26	17.70%
2019-05 May	10,656.000	\$203,045.31	19.50%
2019-06 June	5,599.000	\$101,484.09	9.75%
GRAND TOTAL	56,944.750	\$1,041,151.30	



Item Sales Report

Lynx Bistro

Week to Date (21/09/2020 - 25/09/2020)

Page 1 of 1

All Suppliers > All Locations > All Terminals > All Major Groups > All Groups > All Items

Printed 25/09/2020 2:14PM

Item Code	Description	Sales			Gross Profit	
		Quantity	Amount	% of Total	Amount	% Margin
1101	425ML HEAVY	6.000	\$16.20	0.66%	\$7.08	48.03%
1102	425ML LITE	1.000	\$2.70	0.11%	\$1.56	63.41%
1103	425ML HAHN LITE	1.000	\$2.30	0.09%	\$1.20	57.14%
1104	425ML COOPERS	3.000	\$7.50	0.30%	\$2.67	39.04%
1201	285ML HEAVY	2.000	\$3.60	0.15%	\$1.56	47.56%
1202	285ML LITE	7.000	\$16.10	0.65%	\$10.45	71.23%
1203	285ML HAHN LITE	12.000	\$21.60	0.87%	\$12.42	63.14%
1204	285ML COOPERS	11.000	\$25.30	1.02%	\$12.74	55.30%
2001	HAHN ICE STUB	8.000	\$24.00	0.97%	\$13.59	62.25%
2002	CLTN COLD STUB	4.000	\$12.00	0.49%	\$6.52	59.71%
2003	HAHN PREM STUB	4.000	\$15.20	0.61%	\$8.19	59.22%
2004	LITE ICE STUB	10.000	\$24.00	0.97%	\$12.24	56.04%
3101	285ML RED	7.000	\$14.00	0.57%	\$8.75	68.68%
3102	285ML WHITE	5.000	\$10.00	0.40%	\$6.25	68.68%
3201	425ML RED	5.000	\$14.00	0.57%	\$8.50	66.67%
3202	425ML WHITE	2.000	\$5.60	0.23%	\$3.40	66.67%
3301	CARAFE RED	8.000	\$68.00	2.75%	\$45.83	74.12%
3302	CARAFE WHITE	12.000	\$102.00	4.13%	\$68.75	74.12%
4101	JW RED	5.000	\$16.25	0.66%	\$8.75	59.16%
4102	JW BLK	9.000	\$39.60	1.60%	\$25.14	69.83%
4103	JIM BEAM	11.000	\$30.80	1.25%	\$15.70	56.01%
4104	JACK DANIELS	16.000	\$49.60	2.01%	\$21.64	47.96%
4105	SOUTHERN COMFORT	4.000	\$12.00	0.49%	\$6.08	55.68%
5101	KAHLUA	8.000	\$34.00	1.38%	\$21.62	69.90%
5102	BAILEYS	3.000	\$9.90	0.40%	\$5.58	62.00%
5103	SAMBUCCA	5.000	\$19.50	0.79%	\$10.92	61.59%
5104	MIDORI	9.000	\$34.20	1.38%	\$20.14	64.74%
5105	MALIBU	3.000	\$9.90	0.40%	\$5.61	62.33%
6001	JB & COLA CANS	2.000	\$11.00	0.44%	\$3.84	38.40%
6002	UDL CANS	4.000	\$22.00	0.89%	\$13.64	68.20%
6003	JD & COLA CANS	6.000	\$33.00	1.33%	\$11.52	38.40%
7002	ADDITIVE	5.000	\$3.00	0.12%	\$0.55	20.00%
7005	JUG SOFT	5.000	\$30.00	1.21%	\$11.51	42.19%
8001	STEAK S/WICH	10.000	\$75.00	3.03%	\$68.20	100.00%
8002	MEAT PIE	15.000	\$30.00	1.21%	\$27.30	100.00%
8003	CHICKEN SNITZEL	26.000	\$195.00	7.89%	\$177.29	100.00%
8004	RUMP STEAK	24.000	\$252.00	10.19%	\$229.14	100.00%
9001	CHIPS	34.000	\$49.50	2.00%	\$9.35	20.75%
9002	NUTS	12.000	\$18.00	0.73%	\$3.67	22.39%
9003	SML PIZZA	35.000	\$280.00	11.33%	\$157.50	56.25%
9004	LRG PIZZA	42.000	\$462.00	18.69%	\$273.00	59.09%
9005	ROAST OF THE DAY	12.000	\$120.00	4.85%	\$66.00	55.00%
9006	SOUP OF THE DAY	10.000	\$90.00	3.64%	\$55.00	61.11%
9100	LATTE	16.000	\$72.00	2.91%	\$33.50	51.15%
9101	FLAT WHITE	9.000	\$40.50	1.64%	\$18.85	51.15%
9102	CAPPUCINO	8.000	\$36.00	1.46%	\$16.76	51.16%
9104	CHAI LATTE	1.000	\$4.50	0.18%	\$2.10	51.22%
9106	HOT CHOC	2.000	\$9.00	0.36%	\$5.19	63.37%
GRAND TOTAL		459.000	\$2,472.35		\$1,556.79	66.67%

Item Sales by Day Report

Last Month (1/06/2019 - 30/06/2019)

All Suppliers > All Locations > All Terminals > All Major Groups > Groups: 20 to 21 > All Items

Item Code	Description	Monday	Tuesday	Wednesday	Thursday	Friday	Saturday	Sunday	Total
63	CALABRIA PROSECCO	0	0	0	0	0	1	0	1
512492	OYSTER BAY SPK**	2	2	0	1	0	1	0	6
524376	B/BROS PROSECCO**	0	0	0	1	0	0	0	1
524782	HARDYS N/HILL SPK	0	3	0	0	0	2	4	9
525903	BOSCA VERDI	0	0	0	0	0	0	0	0
528210	B/BROS CROUCH 750	2	5	0	0	0	2	0	9
533008	LIND CAW PORP	1	1	0	0	1	0	0	3
533294	OMNI BELLINI**	0	0	1	0	1	0	0	2
535194	G/BURGE SPK	0	0	2	4	0	0	0	6
536491	YELLOW VINT CHARD	0	0	1	0	0	1	0	2
538087	MCW INH FRUIT WHITE	1	6	6	0	0	0	3	16
540123	CHAND VINT 750	1	0	1	0	0	0	0	2
540275	ACCOMPLICE SWT WH**	3	0	1	0	0	0	0	4
540717	TREV SPUM	9	6	2	8	4	2	2	33
541200	RICC ASTI	0	1	0	1	0	0	0	2
541585	GLD/G PASS 750	0	0	2	2	0	0	0	4
542565	B/BROS NV 750	1	0	1	0	0	0	0	2
544119	TRILOGY CHAMP**	0	0	1	0	0	0	1	2
551881	B/BROS ZIBIBBO	0	2	0	0	0	0	0	2
553304	JAC/CRK SPK**	0	2	7	4	3	4	1	21
557049	MCW SUN WHT 750	0	0	1	0	0	0	0	1
558029	ROLLING SPK P/GRIGIO*	0	0	0	0	0	0	1	1
567442	YELLOW SPK**	1	3	18	2	0	1	0	25
594871	OMNI CITRUS**	1	2	0	2	0	0	0	5
652289	LIND E/HARV SPK	0	0	1	1	0	0	0	2
653798	EMERI SPK S/BLANC**	0	2	0	0	0	0	0	2
656136	YAR/BURN CUVEE**	0	4	0	1	0	0	0	5
667098	R/MNT O 750	0	2	2	1	0	0	0	5
762822	EAG/HWK BRUT**	0	4	0	0	1	0	0	5
772584	OMNI BLUE**	0	2	1	0	1	0	2	6
775396	YELLOWTAIL BUBBLES	0	0	0	1	1	0	2	4
789727	YELLOW SPK JEW YEL**	0	1	1	2	2	2	0	8
794984	CHAND NV 750	0	4	0	0	0	0	0	4
796211	GLD/G PASS PINK 750	0	2	0	0	0	1	0	3
857863	JAC/CRK RES SPK**	0	0	1	0	0	0	0	1
9300727002631	JAC/CRK SPK 200 3PK	0	0	2	0	0	0	0	2
9300770050764	YELLOW SPK 200 4PK	2	0	0	0	0	1	0	3
GRAND TOTAL		24	54	52	31	14	18	16	209

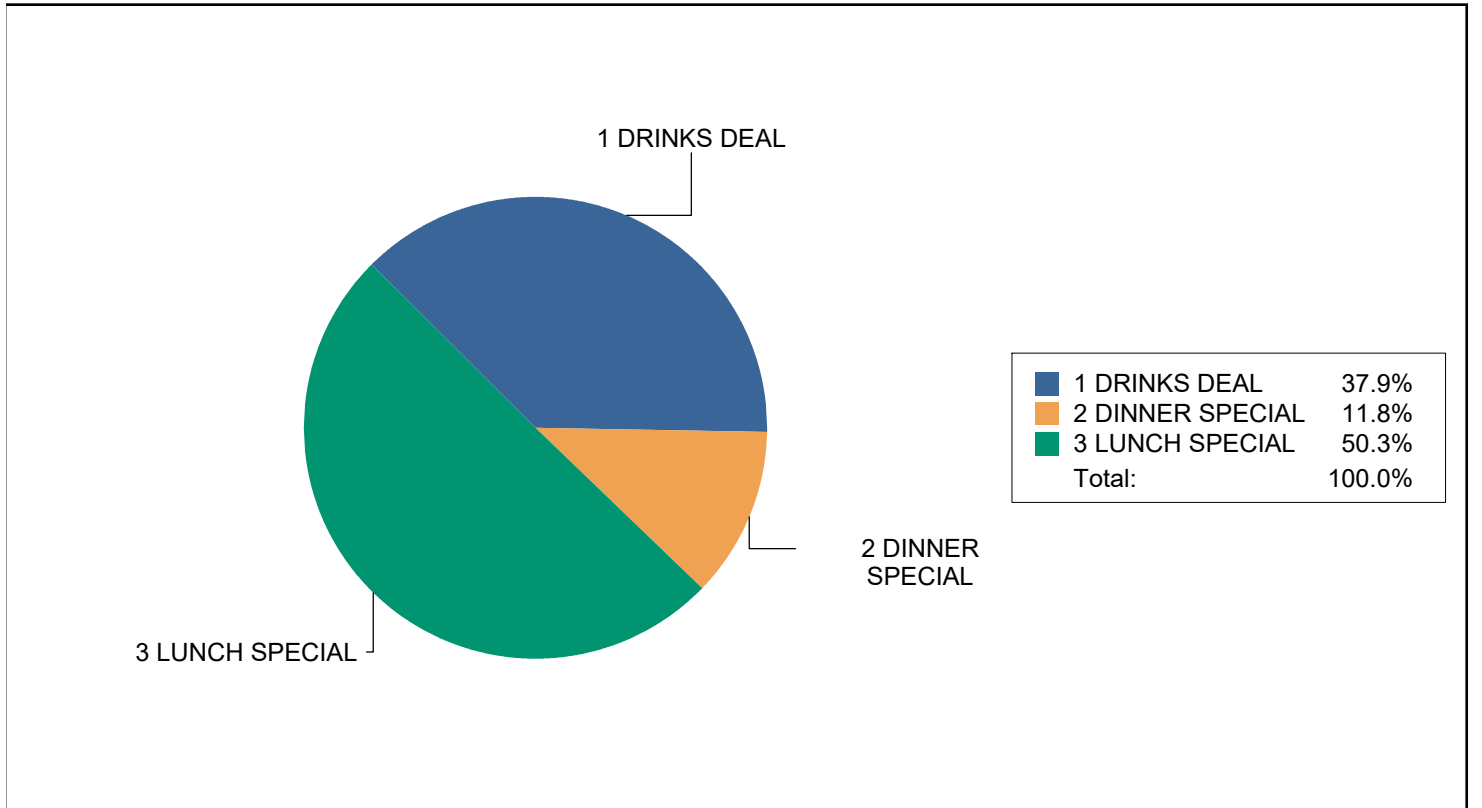
Mix and Match Report

Yesterday (7/10/2020)
All Locations > All Terminals

Lynx Bistro

Page 1 of 1
Printed 8/10/2020 10:35AM

Code	Description	Discounts		
		Quantity	Amount	% of Total
1	DRINKS DEAL	6	-\$6.40	37.87%
2	DINNER SPECIAL	9	-\$2.00	11.83%
3	LUNCH SPECIAL	7	-\$8.50	50.30%
GRAND TOTAL		22	-\$16.90	

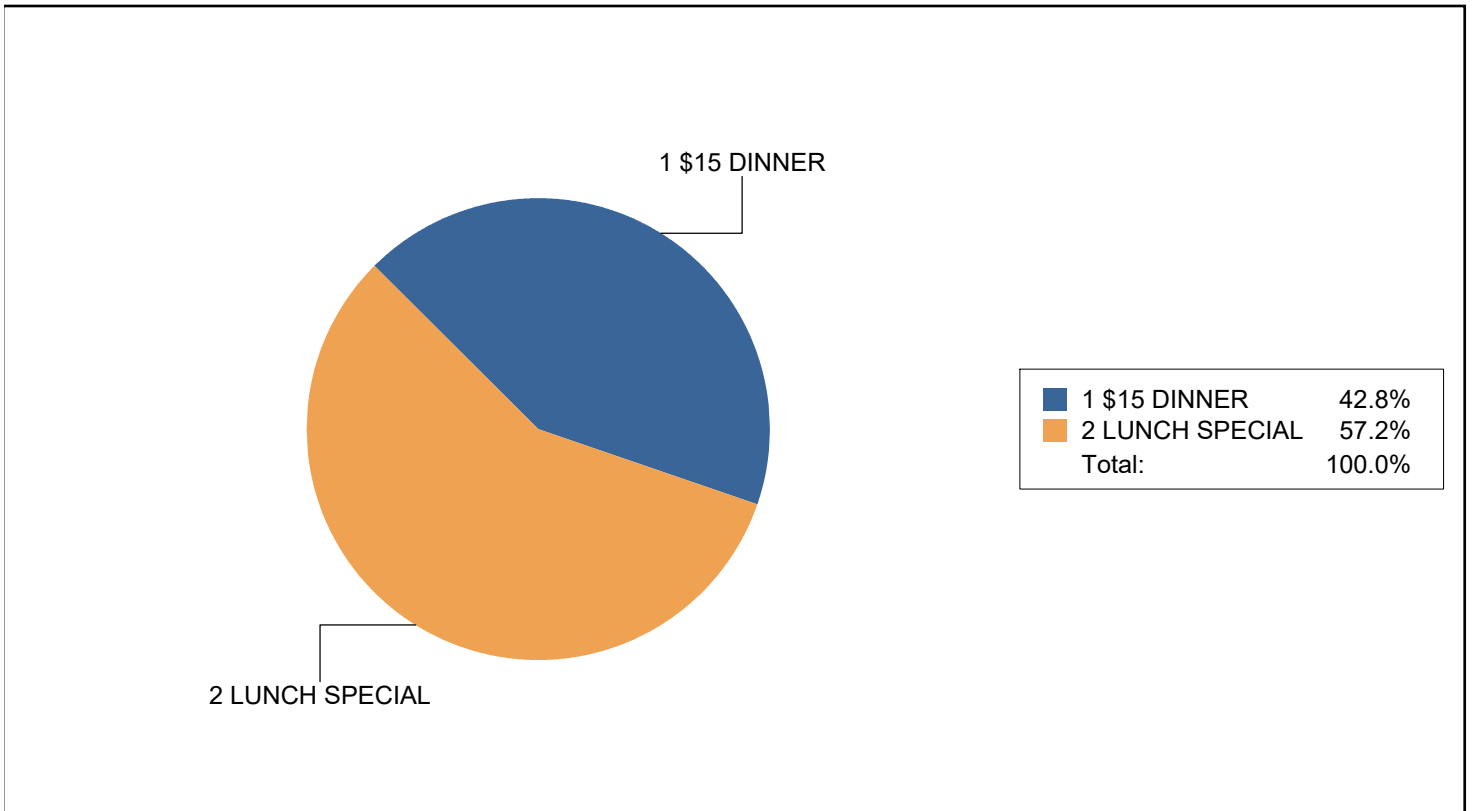


Meal Deal Report

Last Week (21/09/2020 - 27/09/2020)

All Locations > All Terminals

Code	Description	Discounts		
		Quantity	Amount	% of Total
1	\$15 DINNER	12	-\$29.50	42.75%
2	LUNCH SPECIAL	18	-\$39.50	57.25%
GRAND TOTAL		30	-\$69.00	



Best Sellers Report

Lynx Bar and Bistro

Last Month (1/06/2019 - 30/06/2019)

Page 1 of 1

All Suppliers > All Locations > All Terminals > All Major Groups > All Groups > All Items

Printed 2/07/2019 10:01AM

Item Code	Description	Sales			Gross Profit	
		Quantity	Amount	% of Total	Amount	% Margin
551849	Houghton SBS 750ml	116.000	\$948.84	0.93%	\$129.23	14.98%
171224	Best Bin Ends Sauv Blanc Dozen	96.000	\$383.04	0.38%	\$97.82	28.09%
526705	Evans Classic White 750ml	88.000	\$894.00	0.88%	\$112.48	13.84%
525678	Fifth Leg White 750ml	86.000	\$859.14	0.85%	\$142.13	18.20%
171230	Best Bin Ends Cab Sav Dozen	72.000	\$287.28	0.28%	\$100.59	38.52%
598520	Ice 5Kg Bag	72.000	\$324.00	0.32%	\$162.71	55.24%
93914	Jacobinus Classic 500ml	66.000	\$237.50	0.23%	\$76.40	35.39%
526111	Houghton White Classic 750ml	54.000	\$433.46	0.43%	\$52.38	13.29%
323405	Rothmans 20s	53.000	\$1,060.00	1.04%	\$47.77	4.96%
553304	J/Creek Sparkling 750ml	53.000	\$502.65	0.50%	\$93.57	20.48%
171223	Best Bin Ends SSB Dozen	48.000	\$191.52	0.19%	\$48.92	28.10%
809608	St Clair Sauv Blanc 750ml	47.000	\$722.97	0.71%	\$96.94	14.75%
544512	Hooten 650ml	41.000	\$183.00	0.18%	\$78.12	46.96%
2203	Bowls Club WCH SSB	36.000	\$450.00	0.44%	\$47.29	11.56%
519902	Sapporo Premium Can 650ml	34.000	\$212.00	0.21%	\$55.61	28.86%
555364	Fifth Leg Red 750ml	33.000	\$329.67	0.32%	\$54.50	18.19%
1478	Corona Bt 355ml 24pk	32.000	\$1,529.68	1.51%	\$159.85	11.49%
544473	Lazy Days SBS 750ml	32.000	\$301.68	0.30%	\$131.88	48.09%
574041	WCH Shiraz 750ml	31.000	\$467.99	0.46%	\$113.90	26.77%
562803	Archer's Point Cab Sav 750ml	30.000	\$17.70	0.02%	-\$163.67	-1017.22%
502515	Underline SSB 750ml	29.000	\$118.00	0.12%	\$50.70	47.26%
549083	Guillaume Sparkling 750ml	27.000	\$269.73	0.27%	\$94.71	38.63%
508126	Amberley S/Lane SSB 750ml	26.000	\$398.00	0.39%	\$122.70	33.91%
534669	Vasse Felix CDR 750ml	26.000	\$394.00	0.39%	\$72.96	20.37%
578453	Yal Triangle Block Shiraz 750ml	26.000	\$520.00	0.51%	\$159.15	33.67%
340049	Smiths Beach C/Merlot 750ml	25.000	\$299.75	0.30%	\$140.58	51.59%
512646	J/Daniel & Cola Double 375ml	25.000	\$175.00	0.17%	\$54.91	34.51%
544457	Lazy Days Shiraz 750ml	25.000	\$226.75	0.22%	\$94.93	46.05%
W052	Weihenstephaner Hefe 500ml	25.000	\$148.50	0.15%	\$47.63	35.28%
1556	Weidmann 24pk	24.000	\$719.76	0.71%	\$98.38	15.04%

Hourly Sales Report

Custom (20/09/2020 - 26/09/2020)

All Locations > All Terminals

Lynx Bistro

Page 1 of 2

Printed 7/10/2020 8:22PM

	Total	00-14	15-29	30-44	45-59
11:00:00AM	22.000 \$787.85	1.000 \$28.00	6.000 \$192.30	8.000 \$321.55	7.000 \$246.00
12:00:00PM	30.000 \$1,910.50	19.000 \$1,259.15	5.000 \$236.25	6.000 \$415.10	0.000 \$0.00
1:00:00PM	30.000 \$1,436.05	12.000 \$658.65	0.000 \$0.00	18.000 \$777.40	0.000 \$0.00
2:00:00PM	42.000 \$1,227.00	11.000 \$410.00	31.000 \$817.00	0.000 \$0.00	0.000 \$0.00
3:00:00PM	5.000 \$90.80	1.000 \$15.60	4.000 \$75.20	0.000 \$0.00	0.000 \$0.00
4:00:00PM	7.000 \$201.25	0.000 \$0.00	0.000 \$0.00	3.000 \$89.90	4.000 \$111.35
5:00:00PM	31.000 \$1,231.15	4.000 \$200.05	6.000 \$163.50	21.000 \$867.60	0.000 \$0.00
6:00:00PM	23.000 \$1,403.40	0.000 \$0.00	7.000 \$187.10	0.000 \$0.00	16.000 \$1,216.30
7:00:00PM	19.000 \$615.15	0.000 \$0.00	19.000 \$615.15	0.000 \$0.00	0.000 \$0.00
8:00:00PM	26.000 \$1,473.15	22.000 \$1,305.20	4.000 \$167.95	0.000 \$0.00	0.000 \$0.00
9:00:00PM	11.000 \$779.15	0.000 \$0.00	11.000 \$779.15	0.000 \$0.00	0.000 \$0.00
GRAND TOTAL	\$11,155.45				

Hourly Sales Report

Custom (20/09/2020 - 26/09/2020)

All Locations > All Terminals

Lynx Bistro

Page 2 of 2

Printed 7/10/2020 8:22PM

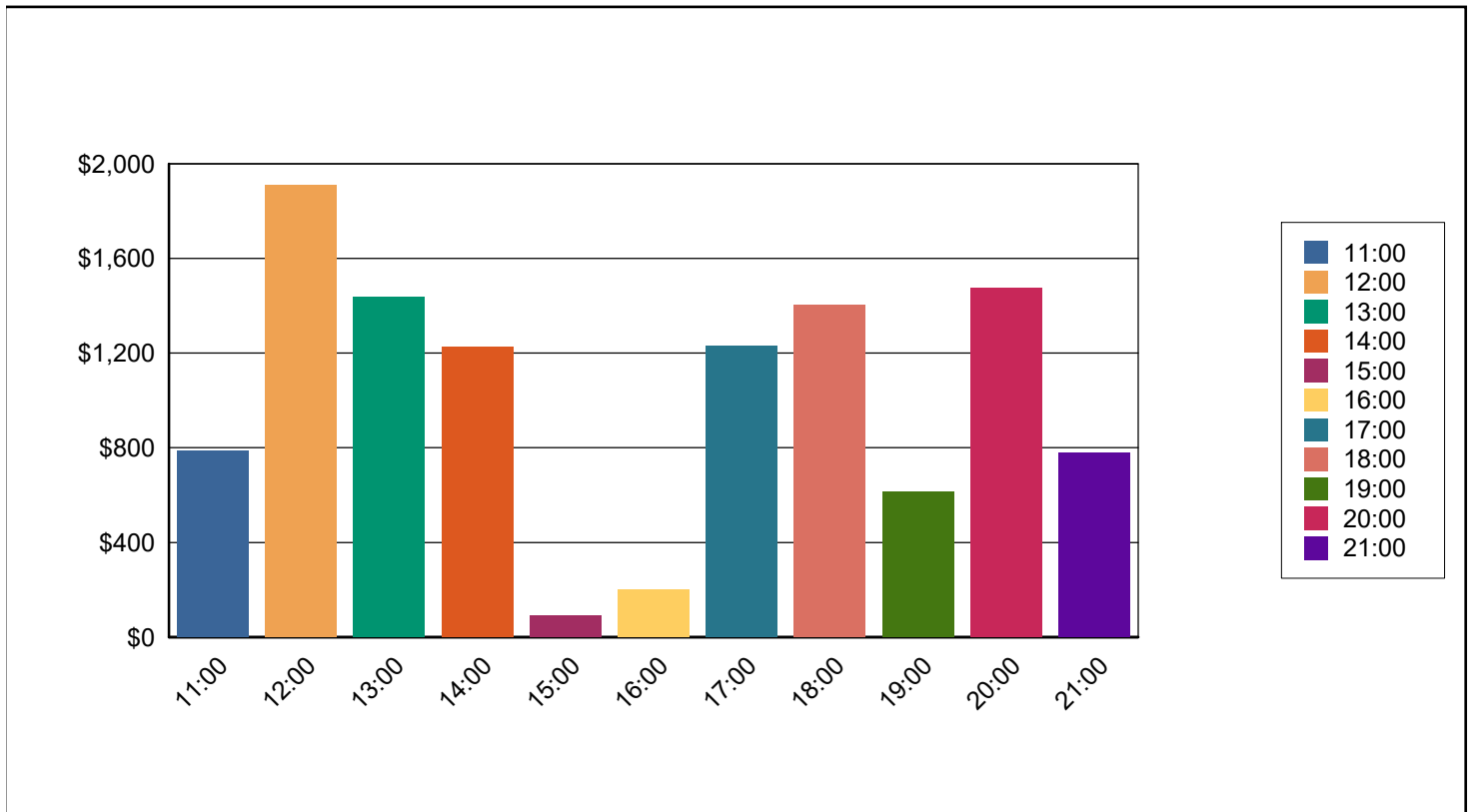
Total

00-14

15-29

30-44

45-59



Clerk Transaction Report

Lynx Bar + Bistro

Month to Date (1/11/2019 - 21/11/2019)

Page 1 of 1

All Locations > All Terminals > Clerks: 1 to 2

Printed 21/11/2019 4:42PM

Description	Quantity	Amount	% of Total	Average	Avg/Tran
Clerk # 000-001 Jane Smith					
Tax Amounts					
VAT TAX		\$11.41	100.00%		\$0.32
		\$11.41			
Counts					
Transaction Count	36				
Functions					
DEPOSIT	2	\$300.00		\$150.00	\$8.33
-DEPOSIT	2	-\$200.00		-\$100.00	-\$5.56
Media Tendered					
CASH	16	-\$48.15	-7.18%	-\$3.01	-\$1.34
MEDIA 03	18	\$718.70	107.18%	\$39.93	\$19.96
	34	\$670.55			
Other					
NET SALES		\$659.14			\$18.31
Sales Types					
Sales Type 1		\$570.55	100.00%		\$15.85
		\$570.55			
Clerk # 000-002 CLERK 002					
Tax Amounts					
VAT TAX		\$11.25	100.00%		\$1.13
		\$11.25			
Counts					
Transaction Count	10				
Functions					
DEPOSIT	2	\$250.00		\$125.00	\$25.00
Media Tendered					
CASH	3	\$42.20	9.02%	\$14.07	\$4.22
MEDIA 03	7	\$425.45	90.98%	\$60.78	\$42.55
	10	\$467.65			
Other					
NET SALES		\$456.40			\$45.64
Sales Types					
Sales Type 1		\$217.65	100.00%		\$21.77
		\$217.65			