

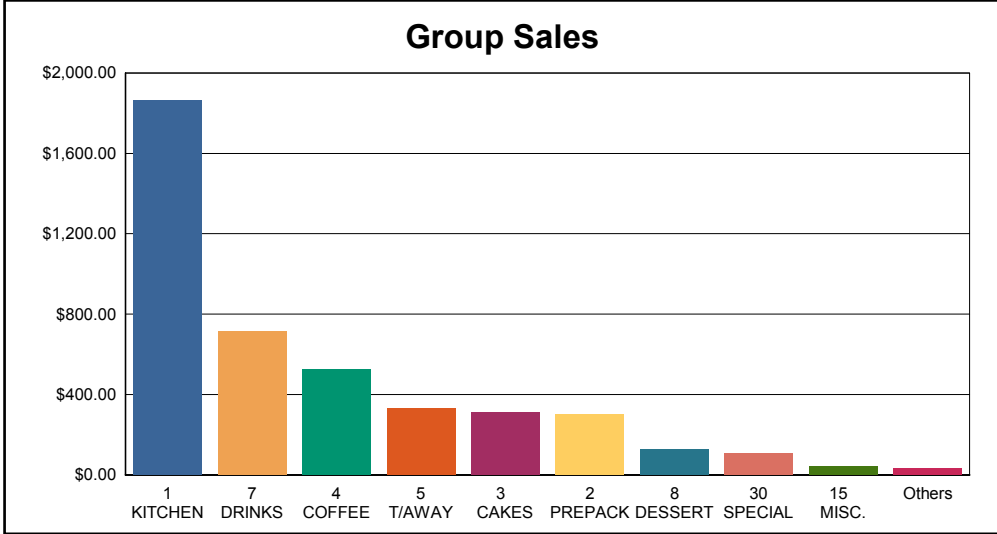
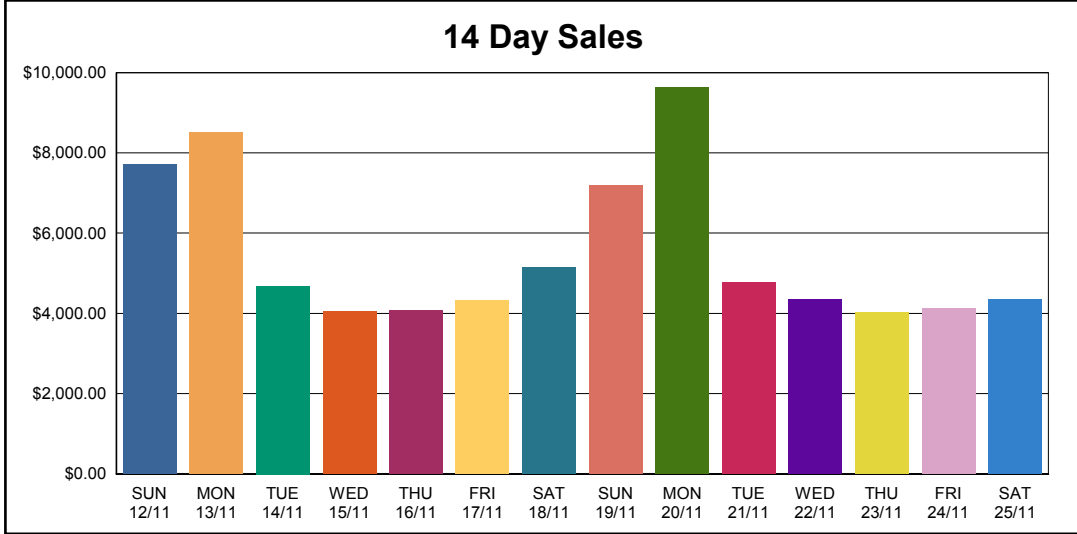
Sales Total
\$4,351.20

Gross Profit
\$2,868.56

Profit Margin
72.51%

Transactions
237

Average Sale
\$18.36



Voids
\$0.00

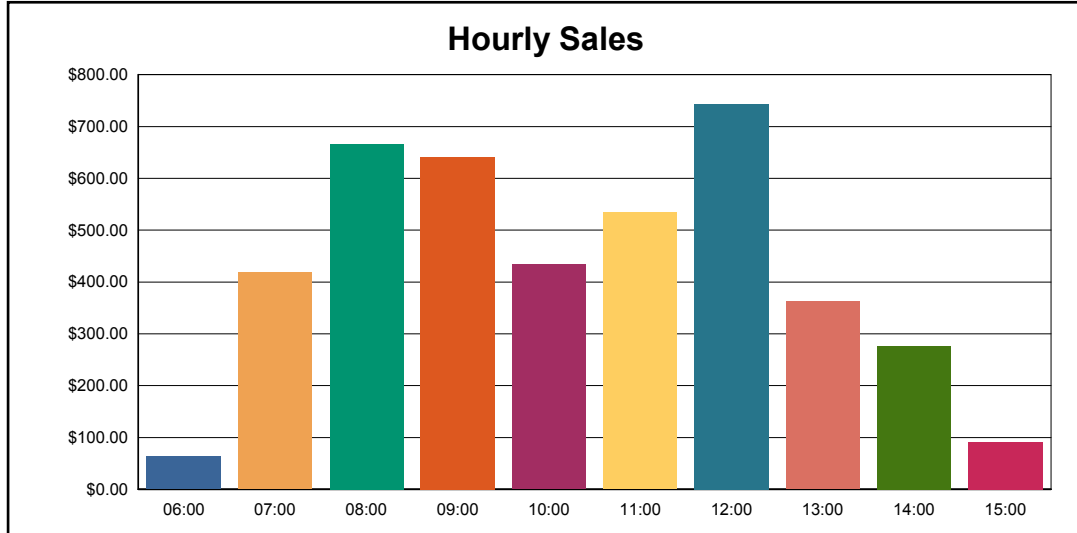
Refunds
\$0.00

Corrections
-\$214.50

No Sales
9

Discounts
-\$120.55

Complimentary
\$4.30



Top Sellers

Description	Quantity	Amount	Profit
AVO MANIA	23.000	\$414.00	\$231.46
SALMON TASTIC	13.000	\$247.00	\$138.10
MASHING PUMPKINS	14.000	\$238.00	\$133.06
EGGS OVER TOAST	16.000	\$208.00	\$116.29
FLAT WHITE	41.000	\$164.00	\$91.69
STACKED POTATO	8.000	\$152.00	\$84.98

Weekly KPI Report

Last Month (1/04/2019 - 30/04/2019)

Lynx Cafe

Page 1 of 1

Printed 27/05/2019 1:45PM

April 2019	01 Apr	08 Apr	15 Apr	22 Apr	29 Apr
Sales	\$42,348.45	\$41,396.85	\$42,043.55	\$43,259.85	\$42,503.80
Sales Last Year	\$30,469.60	\$41,976.70	\$40,177.30	\$43,328.59	\$11,867.30
Sales % to Last Year	38.99%	-1.38%	4.65%	-0.16%	258.16%
Transactions	3,934	3,805	3,831	3,998	3,896
Transactions Last Year	2,663	3,841	3,677	3,901	1,121
Transactions % to Last Year	47.73%	-0.94%	4.19%	2.49%	247.55%
Average Sale	\$10.76	\$10.88	\$10.97	\$10.82	\$10.91
Average Sale Last Year	\$11.44	\$10.93	\$10.93	\$11.11	\$10.59
Average Sale % to LY	-5.92%	-0.45%	0.44%	-2.58%	3.05%
Discounts	\$0.00	\$0.00	\$0.00	\$0.00	\$0.00
Complimentary	\$658.60	\$705.60	\$633.20	\$639.80	\$608.40
Void Count	0	0	0	0	0
Refund Count	29	48	26	30	37
Correction Count	155	164	223	156	192
No Sale Count	267	322	286	327	198

Location Sales Report

Year to Date (1/01/2019 - 17/09/2019)

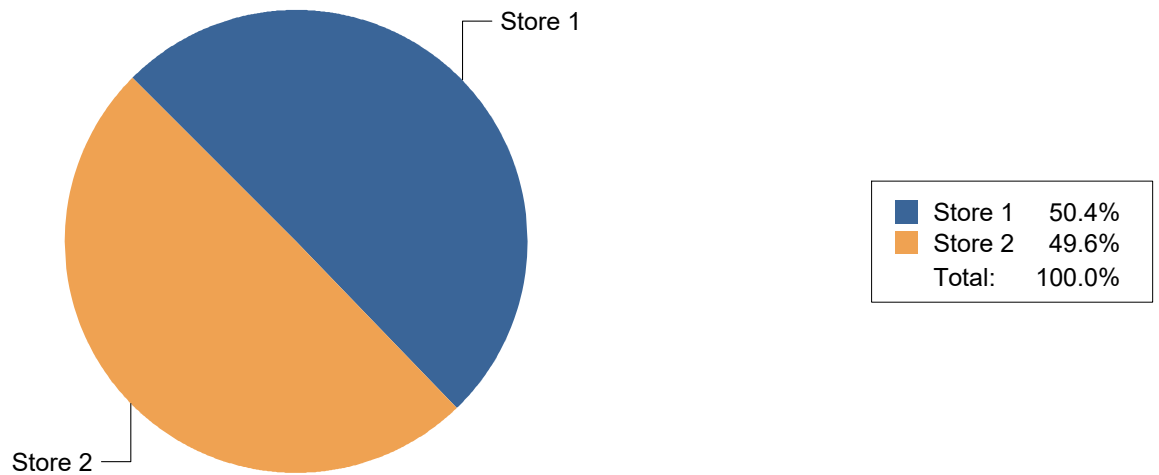
All Locations

Uniwell4Cafes

Page 1 of 1

Printed 17/09/2019 1:21PM

Code	Description	Sales	
		Amount	% of Total
1	Store 1	\$390,052.07	50.39%
2	Store 2	\$384,074.92	49.61%
GRAND TOTAL		\$774,126.99	

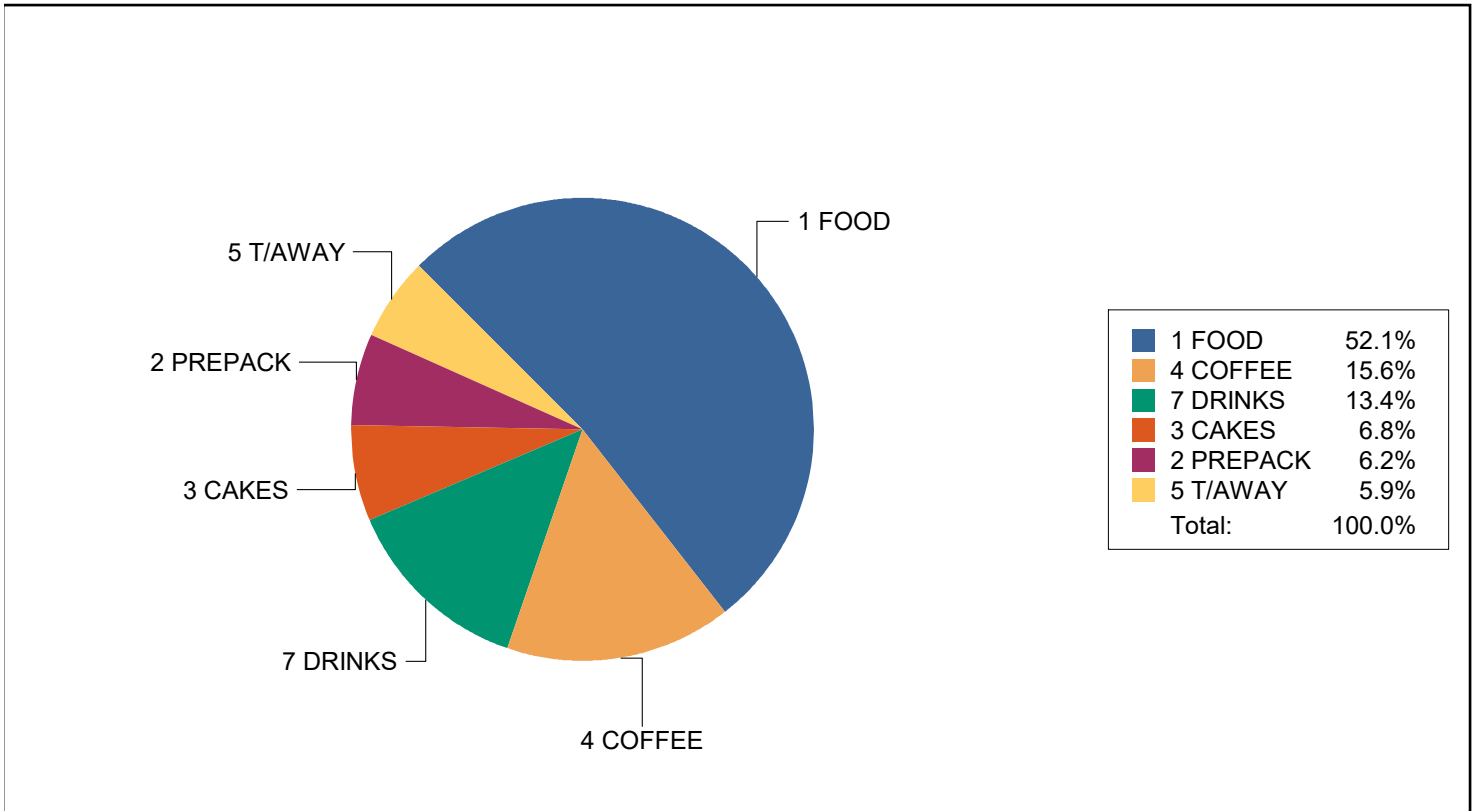


Group Sales Report

Month to Date (1/05/2019 - 29/05/2019)

All Locations > All Terminals > All Major Groups > Groups: 1 to 7

Code	Description	Sales		
		Quantity	Amount	% of Total
1	FOOD	5,441.000	\$88,590.70	52.07%
2	PREPACK	1,201.000	\$10,622.50	6.24%
3	CAKES	2,060.000	\$11,483.90	6.75%
4	COFFEE	6,445.000	\$26,543.20	15.60%
5	T/AWAY	2,619.000	\$10,111.40	5.94%
7	DRINKS	3,883.000	\$22,777.60	13.39%
GRAND TOTAL		21,649.000	\$170,129.30	



Group Sales by Location Report

Month to Date (1/05/2019 - 29/05/2019)

All Locations > All Terminals > All Major Groups > Groups: 1 to 7

Uniwell4Cafes

Page 1 of 1

Printed 29/05/2019 10:58AM

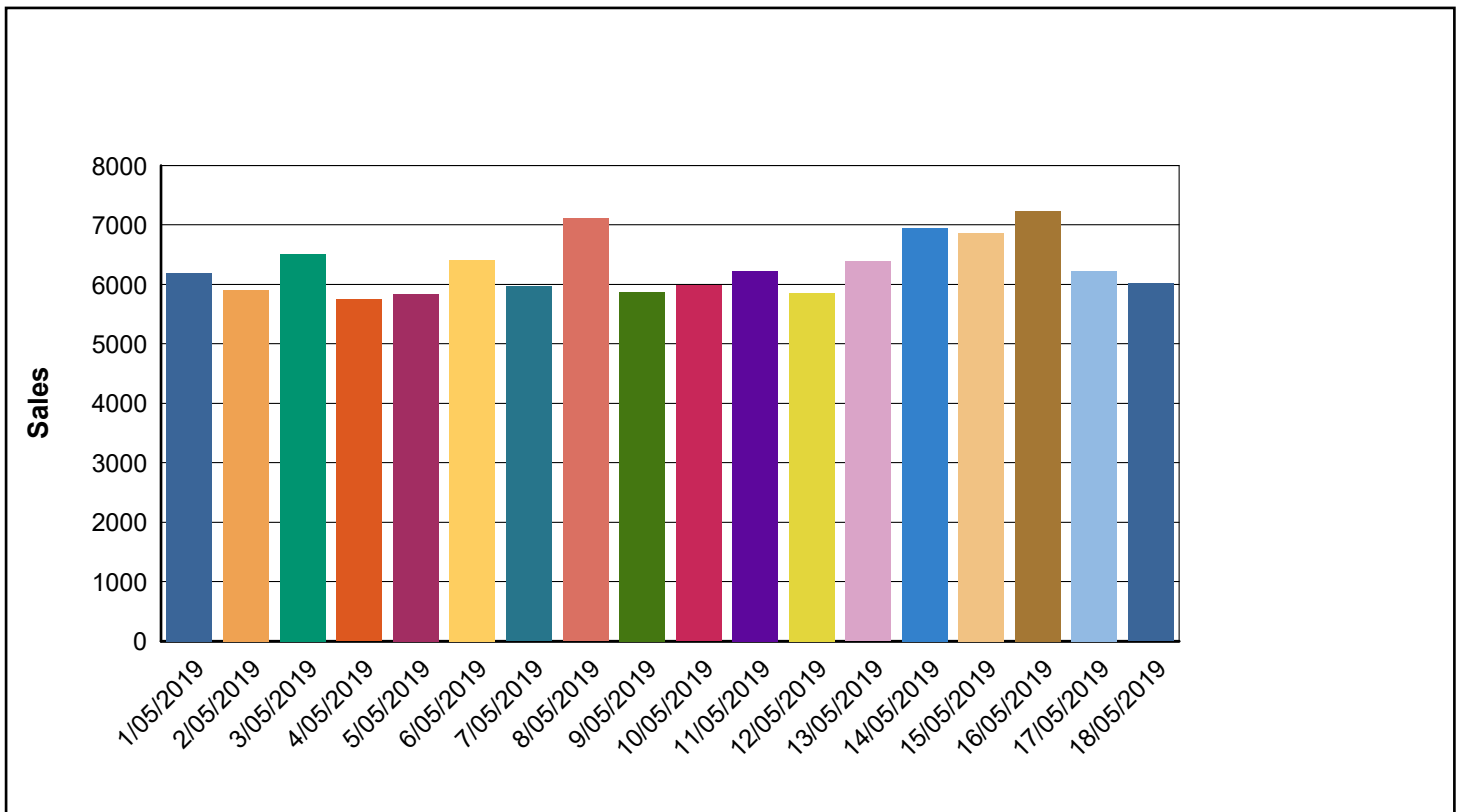
Group	Sales					
	1 Store 1		2 Store 2		Total	
1 FOOD	\$48,533.20	52.82%	\$40,057.50	51.20%	\$88,590.70	52.07%
2 PREPACK	\$5,725.00	6.23%	\$4,897.50	6.26%	\$10,622.50	6.24%
3 CAKES	\$5,966.80	6.49%	\$5,517.10	7.05%	\$11,483.90	6.75%
4 COFFEE	\$13,777.80	14.99%	\$12,765.40	16.32%	\$26,543.20	15.60%
5 T/AWAY	\$5,173.30	5.63%	\$4,938.10	6.31%	\$10,111.40	5.94%
7 DRINKS	\$12,715.10	13.84%	\$10,062.50	12.86%	\$22,777.60	13.39%
Total	\$91,891.20	100.00%	\$78,238.10	100.00%	\$170,129.30	100.00%

Daily Sales Report

Month to Date (1/05/2019 - 27/05/2019)

All Locations > All Terminals > All Major Groups > All Groups

Date	Day	Sales		
		Quantity	Amount	% of Total
1/05/2019	Wednesday	1,853	\$6,198.30	5.47%
2/05/2019	Thursday	1,900	\$5,905.60	5.21%
3/05/2019	Friday	2,092	\$6,507.75	5.75%
4/05/2019	Saturday	1,665	\$5,746.85	5.07%
5/05/2019	Sunday	1,923	\$5,836.70	5.15%
6/05/2019	Monday	1,855	\$6,414.15	5.66%
7/05/2019	Tuesday	1,957	\$5,962.95	5.26%
8/05/2019	Wednesday	2,091	\$7,107.02	6.27%
9/05/2019	Thursday	1,816	\$5,875.00	5.19%
10/05/2019	Friday	1,863	\$5,983.70	5.28%
11/05/2019	Saturday	1,908	\$6,222.50	5.49%
12/05/2019	Sunday	1,721	\$5,852.60	5.17%
13/05/2019	Monday	1,846	\$6,380.80	5.63%
14/05/2019	Tuesday	2,090	\$6,946.45	6.13%
15/05/2019	Wednesday	2,057	\$6,867.00	6.06%
16/05/2019	Thursday	2,115	\$7,231.09	6.38%
17/05/2019	Friday	1,878	\$6,219.20	5.49%
18/05/2019	Saturday	2,366	\$6,017.60	5.31%
GRAND TOTAL		34,996	\$113,275.26	



Weekly Sales Report

Lynx Cafe

Last Month (1/04/2019 - 30/04/2019)

Page 1 of 1

All Locations > All Terminals > All Major Groups > All Groups

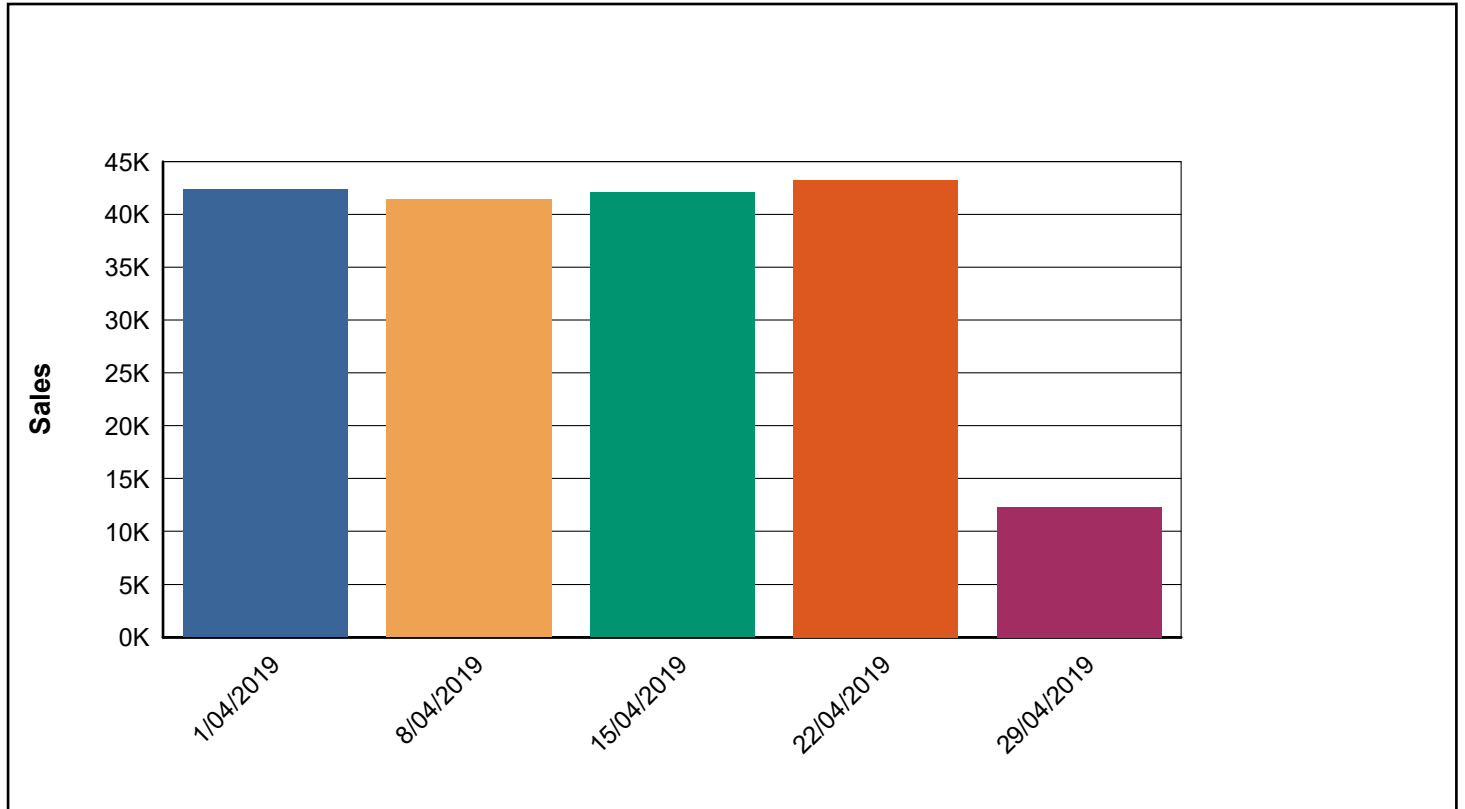
Printed 27/05/2019 2:12PM

Start Date	End Date	Sales		
		Quantity	Amount	% of Total
1/04/2019	7/04/2019	12,856	\$42,348.45	23.35%
8/04/2019	14/04/2019	13,018	\$41,396.85	22.83%
15/04/2019	21/04/2019	12,699	\$42,043.55	23.18%
22/04/2019	28/04/2019	13,065	\$43,259.85	23.85%
29/04/2019	5/05/2019	3,808	\$12,308.60	6.79%

GRAND TOTAL

55,446

\$181,357.30

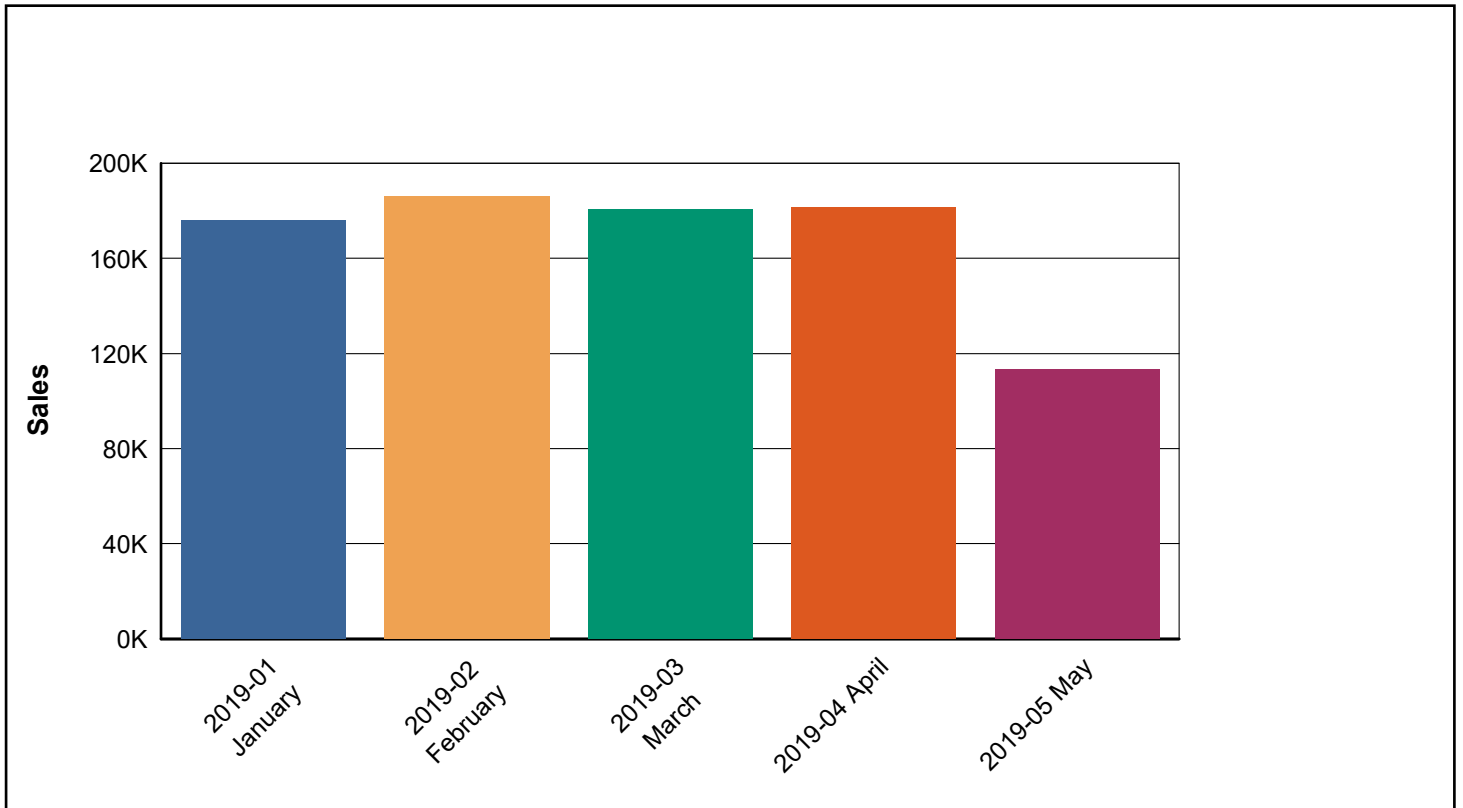


Monthly Sales Report

Year to Date (1/01/2019 - 27/05/2019)

All Locations > All Terminals > All Major Groups > All Groups

Month	Sales		
	Quantity	Amount	% of Total
2019-01 January	53,588	\$175,882.42	21.01%
2019-02 February	57,097	\$185,859.77	22.21%
2019-03 March	54,724	\$180,609.40	21.58%
2019-04 April	55,446	\$181,357.30	21.67%
2019-05 May	34,996	\$113,275.26	13.53%
GRAND TOTAL	255,851	\$836,984.15	



Daily Sales by Location Report

Month to Date (1/05/2019 - 27/05/2019)

All Locations > All Terminals > All Major Groups > All Groups

Lynx Cafe

Page 1 of 1

Printed 27/05/2019 2:18PM

Date	Sales					
	1 Store 1		2 Store 2		Total	
1/05/2019	\$6,198.30	8.38%	\$0.00	0.00%	\$6,198.30	5.47%
2/05/2019	\$3,455.50	4.67%	\$2,450.10	6.24%	\$5,905.60	5.21%
3/05/2019	\$4,071.90	5.50%	\$2,435.85	6.20%	\$6,507.75	5.75%
4/05/2019	\$3,608.15	4.88%	\$2,138.70	5.44%	\$5,746.85	5.07%
5/05/2019	\$3,533.05	4.78%	\$2,303.65	5.86%	\$5,836.70	5.15%
6/05/2019	\$4,220.00	5.70%	\$2,194.15	5.58%	\$6,414.15	5.66%
7/05/2019	\$3,813.30	5.15%	\$2,149.65	5.47%	\$5,962.95	5.26%
8/05/2019	\$4,482.15	6.06%	\$2,624.87	6.68%	\$7,107.02	6.27%
9/05/2019	\$3,614.80	4.89%	\$2,260.20	5.75%	\$5,875.00	5.19%
10/05/2019	\$3,938.40	5.32%	\$2,045.30	5.21%	\$5,983.70	5.28%
11/05/2019	\$4,079.75	5.51%	\$2,142.75	5.45%	\$6,222.50	5.49%
12/05/2019	\$4,214.90	5.70%	\$1,637.70	4.17%	\$5,852.60	5.17%
13/05/2019	\$4,093.50	5.53%	\$2,287.30	5.82%	\$6,380.80	5.63%
14/05/2019	\$4,477.80	6.05%	\$2,468.65	6.28%	\$6,946.45	6.13%
15/05/2019	\$4,287.60	5.80%	\$2,579.40	6.56%	\$6,867.00	6.06%
16/05/2019	\$4,516.90	6.11%	\$2,714.19	6.91%	\$7,231.09	6.38%
17/05/2019	\$3,786.05	5.12%	\$2,433.15	6.19%	\$6,219.20	5.49%
18/05/2019	\$3,590.20	4.85%	\$2,427.40	6.18%	\$6,017.60	5.31%
Total	\$73,982.25	100.00%	\$39,293.01	100.00%	\$113,275.26	100.00%

Item Sales Report

Lynx Cafe

Today (12/10/2020)

Page 1 of 1

All Suppliers > All Locations > All Terminals > All Major Groups > All Groups > Items:

Printed 12/10/2020 12:14PM

9100 to 9218

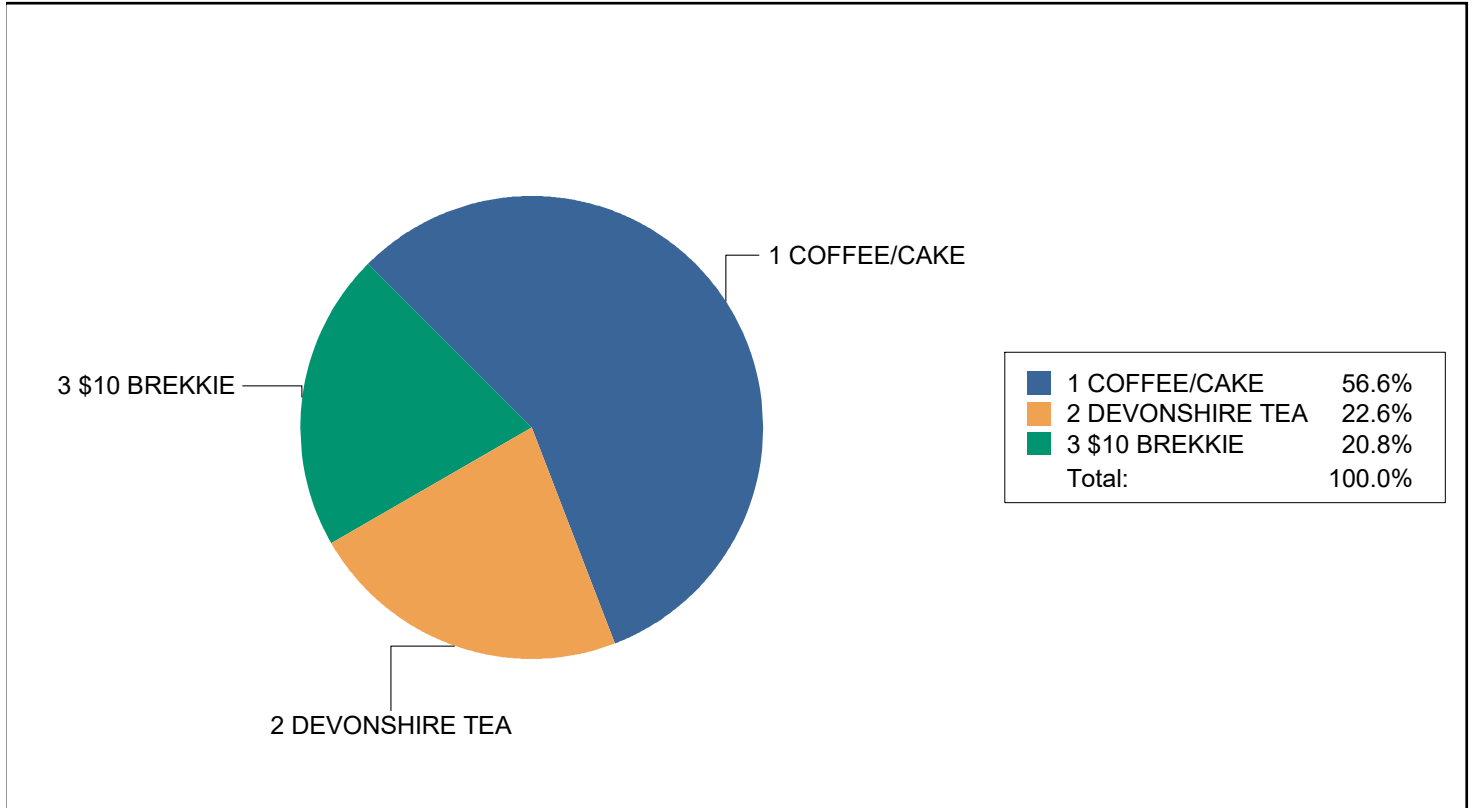
Item Code	Description	Sales			Gross Profit	
		Quantity	Amount	% of Total	Amount	% Margin
9100	LATTE	13.000	\$58.50	7.70%	\$27.19	51.12%
9101	FLAT WHITE	5.000	\$22.50	2.96%	\$10.47	51.15%
9102	CAPPUCINO	11.000	\$51.00	6.71%	\$24.38	52.57%
9103	LONG BLACK	6.000	\$26.46	3.48%	\$12.08	50.17%
9104	CHAI LATTE	6.000	\$26.62	3.50%	\$12.21	50.43%
9105	MOCHA	6.000	\$27.00	3.55%	\$12.56	51.14%
9106	HOT CHOC	2.000	\$9.50	1.25%	\$5.64	65.28%
9107	CHOC MILKSHAKE	8.000	\$40.00	5.27%	\$36.00	90.00%
9108	STRAWBERRY MILKSHAKE	5.000	\$26.00	3.42%	\$22.00	84.62%
9201	VANILLA SLICE	9.000	\$45.00	5.92%	\$18.00	40.00%
9202	CHOCOLATE CAKE	3.000	\$15.00	1.97%	\$7.50	50.00%
9203	LEMON POLENTA CAKE	1.000	\$5.00	0.66%	\$1.90	38.00%
9204	CARROT CAKE	2.000	\$10.00	1.32%	\$4.80	48.00%
9205	BANANA BREAD	1.000	\$4.50	0.59%	\$2.50	55.56%
9206	MACARON	1.000	\$3.50	0.46%	\$1.70	48.57%
9207	HAM/CHEESE CROISSANT	5.000	\$27.50	3.62%	\$14.50	52.73%
9208	PANCAKES	1.000	\$9.00	1.18%	\$5.00	55.56%
9209	KIDS PANCAKES	3.000	\$21.00	2.76%	\$12.00	57.14%
9210	BIG BREAKFAST	3.000	\$45.00	5.92%	\$27.00	60.00%
9211	BACON AND EGGS	1.000	\$10.00	1.32%	\$6.00	60.00%
9212	BREAKFAST WRAP	3.000	\$28.50	3.75%	\$16.50	57.89%
9213	BLAT	5.000	\$50.00	6.58%	\$27.50	55.00%
9214	CHICKEN FOCACCIA	4.000	\$40.00	5.27%	\$24.00	60.00%
9215	LAMB PIZZA	4.000	\$48.00	6.32%	\$30.00	62.50%
9216	FISH AND CHIPS	4.000	\$60.00	7.90%	\$40.00	66.67%
9217	QUICHE	1.000	\$12.50	1.65%	\$7.00	56.00%
9218	STEAK SANDWICH	3.000	\$37.50	4.94%	\$21.00	56.00%
GRAND TOTAL		116.000	\$759.58		\$429.43	58.07%

Meal Deal Report

Week to Date (28/10/2019 - 1/11/2019)

All Locations > All Terminals

Code	Description	Discounts		
		Quantity	Amount	% of Total
1	COFFEE/CAKE	19	-\$30.00	56.60%
2	DEVONSHIRE TEA	8	-\$12.00	22.64%
3	\$10 BREKKIE	22	-\$11.00	20.75%
GRAND TOTAL		49	-\$53.00	



Best Sellers Report

Uniwel4Cafes

Month to Date (1/05/2019 - 29/05/2019)

Page 1 of 1

All Suppliers > All Locations > All Terminals > All Major Groups > Groups: 3 to 4 > All

Printed 29/05/2019 10:59AM

Items

Item Code	Description	Sales			Gross Profit	
		Quantity	Amount	% of Total	Amount	% Margin
CAKES (Group#3)						
1184	CAKE	149.000	\$1,137.30	2.99%	\$1,034.02	100.00%
1151	COCONUT LOAF	109.000	\$823.10	2.16%	\$748.38	100.00%
1158	RASPBERRY MUFFIN	148.000	\$671.40	1.77%	\$610.50	100.00%
1159	PUMP MUFFIN	118.000	\$653.00	1.72%	\$593.64	100.00%
1122	BROWNIE	149.000	\$598.40	1.57%	\$544.10	100.00%
1123	CARAMEL SLICE	140.000	\$563.60	1.48%	\$512.50	100.00%
1156	BB MUFFIN	115.000	\$521.10	1.37%	\$473.86	100.00%
1160	ZUCC MUFF	90.000	\$498.20	1.31%	\$452.92	100.00%
1141	RAW CHOC MINT	110.000	\$498.00	1.31%	\$452.87	100.00%
1170	CARROT CAKE	64.000	\$489.90	1.29%	\$445.43	100.00%
COFFEE (Group#4)						
2903	FLAT WHITE	1,751.000	\$7,071.60	18.60%	\$3,977.45	61.87%
2904	CAPPUCCINO	1,027.000	\$4,149.80	10.91%	\$2,334.89	61.89%
2905	LATTE	895.000	\$3,616.00	9.51%	\$2,034.41	61.88%
2908	LONG MACCHIATO	517.000	\$2,355.30	6.19%	\$1,324.46	61.85%
2906	LONG BLACK	433.000	\$1,761.40	4.63%	\$995.19	62.15%
2927	CHAI LATTE FOR 1	274.000	\$1,375.50	3.62%	\$771.08	61.66%
2918	BABYCINO	364.000	\$548.60	1.44%	\$305.93	61.33%
2914	HOT CHOCOLATE	129.000	\$520.10	1.37%	\$292.33	61.81%
2910	MOCHA	112.000	\$509.40	1.34%	\$286.28	61.80%
2912	GINGER LATTE	112.000	\$506.40	1.33%	\$283.56	61.57%

Hourly Sales Report

Custom (1/08/2017)

All Locations > All Terminals

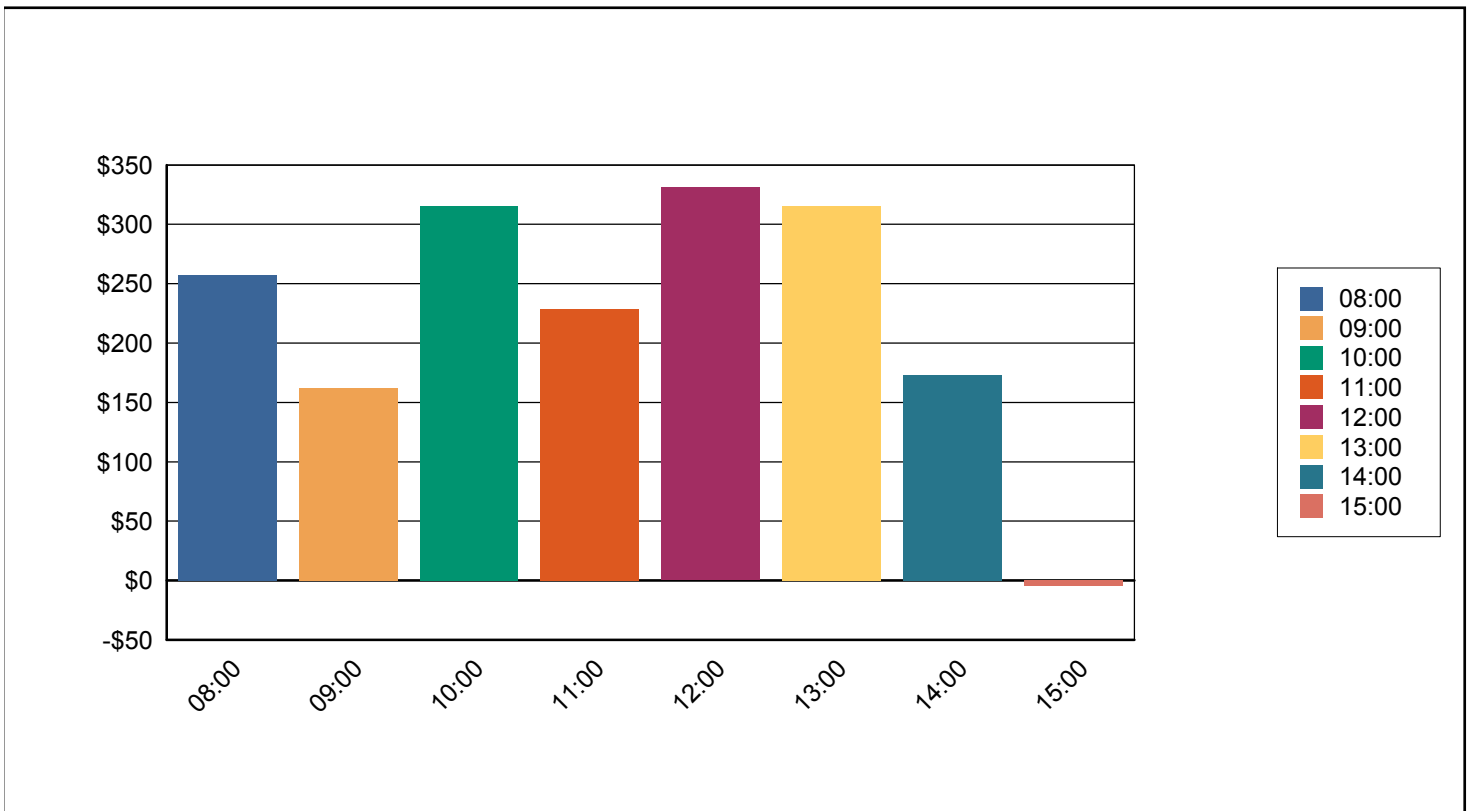
Lynx Coffee Shop

Page 1 of 1

Printed 31/12/2017 6:40PM

	Total	00-14	15-29	30-44	45-59
8:00:00AM	28.000 \$257.00	5.000 \$44.00	5.000 \$56.00	6.000 \$52.00	12.000 \$105.00
9:00:00AM	21.000 \$162.10	5.000 \$52.00	8.000 \$26.90	5.000 \$52.20	3.000 \$31.00
10:00:00AM	36.000 \$315.08	12.000 \$124.50	8.000 \$74.20	13.000 \$64.88	3.000 \$51.50
11:00:00AM	18.000 \$229.00	5.000 \$35.00	5.000 \$96.50	2.000 \$18.00	6.000 \$79.50
12:00:00PM	21.000 \$331.00	3.000 \$45.00	4.000 \$67.50	6.000 \$117.50	8.000 \$101.00
1:00:00PM	26.000 \$315.20	10.000 \$185.00	6.000 \$53.50	4.000 \$37.00	6.000 \$39.70
2:00:00PM	18.000 \$173.00	6.000 \$107.50	7.000 \$51.50	3.000 \$14.00	2.000 \$0.00
3:00:00PM	1.000 -\$4.50	0.000 -\$4.50	1.000 \$0.00	0.000 \$0.00	0.000 \$0.00

GRAND TOTAL **\$1,777.88**



Hourly Sales by Day Report

Last Month (1/04/2019 - 30/04/2019)

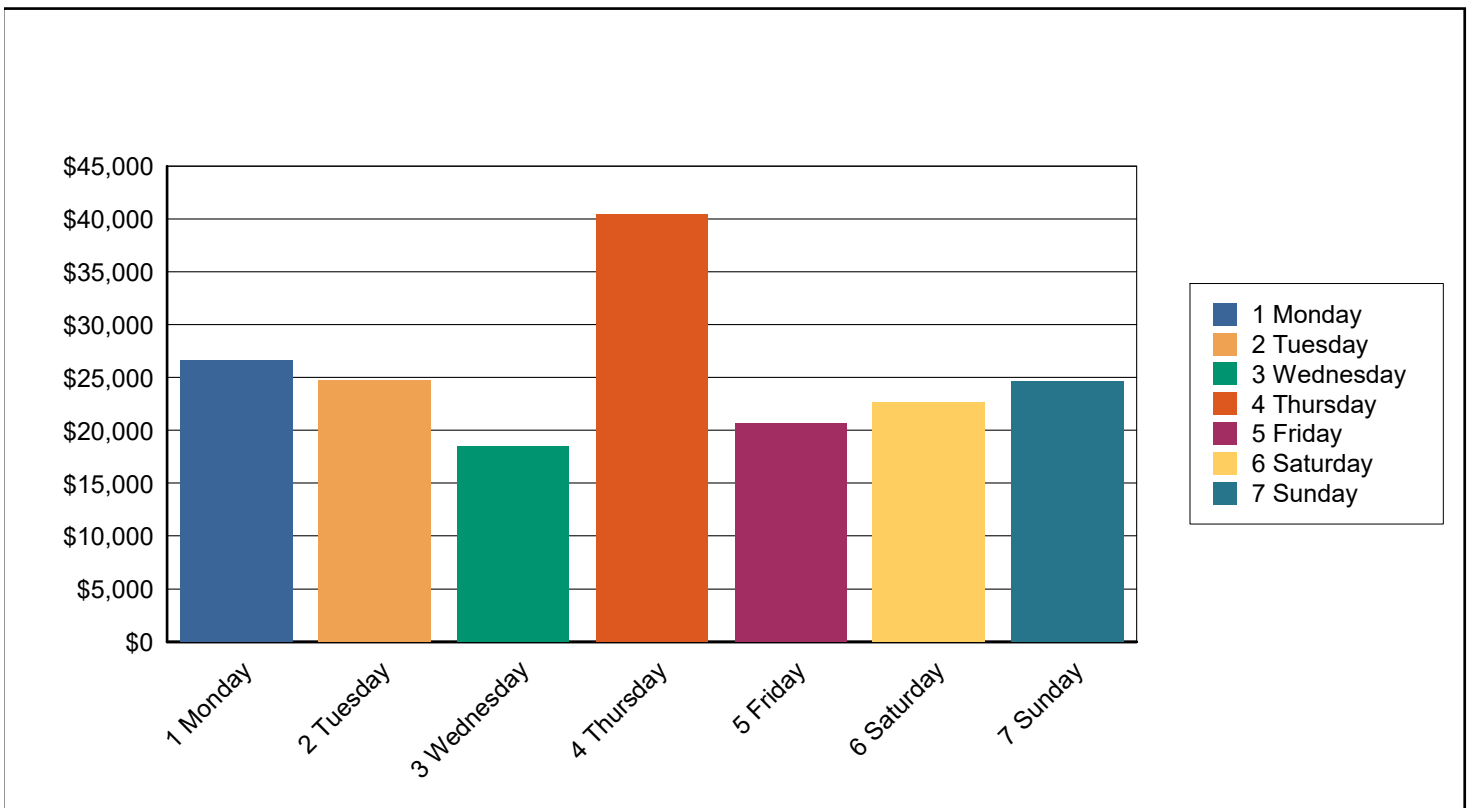
All Locations > All Terminals

Lynx Cafe

Page 1 of 1

Printed 27/05/2019 2:54PM

	Monday	Tuesday	Wednesday	Thursday	Friday	Saturday	Sunday
5:00:00AM	\$315.30	\$92.14	\$80.00	\$260.00	\$121.00	\$156.50	\$167.66
6:00:00AM	\$672.20	\$587.60	\$261.44	\$1,313.32	\$856.30	\$804.62	\$1,278.92
7:00:00AM	\$1,295.12	\$851.60	\$512.74	\$1,540.98	\$886.46	\$885.08	\$1,353.76
8:00:00AM	\$1,405.76	\$1,658.04	\$878.28	\$1,930.68	\$1,093.84	\$1,085.14	\$1,192.30
9:00:00AM	\$2,264.17	\$2,030.64	\$1,655.78	\$3,074.53	\$1,656.94	\$1,826.77	\$2,069.26
10:00:00AM	\$3,629.04	\$2,600.69	\$2,131.20	\$5,057.28	\$2,523.89	\$2,478.86	\$2,726.71
11:00:00AM	\$3,114.11	\$3,318.78	\$2,514.48	\$4,985.80	\$2,735.32	\$2,969.90	\$2,585.17
12:00:00PM	\$4,283.06	\$5,012.85	\$3,328.96	\$7,576.90	\$3,699.83	\$4,029.45	\$4,546.06
1:00:00PM	\$3,640.76	\$3,325.10	\$2,873.94	\$5,512.62	\$2,622.71	\$3,067.84	\$2,958.44
2:00:00PM	\$1,875.17	\$2,204.86	\$1,843.60	\$3,696.44	\$1,517.05	\$1,717.36	\$1,966.12
3:00:00PM	\$2,044.10	\$1,547.91	\$1,107.00	\$2,484.52	\$1,451.57	\$1,836.76	\$1,845.17
4:00:00PM	\$1,331.91	\$991.98	\$777.37	\$1,869.64	\$920.57	\$1,067.43	\$1,107.79
5:00:00PM	\$716.08	\$471.40	\$479.21	\$1,119.18	\$569.91	\$766.93	\$701.77
6:00:00PM	\$19.00	\$30.60	\$5.60	\$31.00	\$15.60	\$6.15	\$109.72
GRAND TOTAL	\$26,605.78	\$24,724.19	\$18,449.60	\$40,452.89	\$20,670.99	\$22,698.79	\$24,608.85



Clerk Transaction Report

Lynx Cafe

Today (12/10/2020)

Page 1 of 1

All Locations > All Terminals > All Clerks

Printed 12/10/2020 12:17PM

Description	Quantity	Amount	% of Total	Average	Avg/Tran
Clerk # 000-001 Jane Smith					
Tax Amounts					
VAT TAX		\$7.51	100.00%		\$0.94
		\$7.51			
Counts					
Transaction Count	8				
	8				
Media Tendered					
CASH	3	\$49.00	15.86%	\$16.33	\$6.13
MEDIA 03	5	\$260.00	84.14%	\$52.00	\$32.50
	8	\$309.00			
Other					
NET SALES		\$301.49	100.00%		\$37.69
		\$301.49			
Sales Types					
Sales Type 1		\$309.00	100.00%		\$38.63
		\$309.00			
Clerk # 000-002 CLERK 002					
Tax Amounts					
VAT TAX		\$6.92	100.00%		\$1.38
		\$6.92			
Counts					
Transaction Count	5				
	5				
Media Tendered					
CASH	1	\$75.50	27.50%	\$75.50	\$15.10
MEDIA 03	4	\$199.00	72.50%	\$49.75	\$39.80
	5	\$274.50			
Other					
NET SALES		\$267.58	100.00%		\$53.52
		\$267.58			
Sales Types					
Sales Type 1		\$274.50	100.00%		\$54.90
		\$274.50			
Clerk # 000-003 CLERK 003					
Tax Amounts					
VAT TAX		\$6.23	100.00%		\$1.04
		\$6.23			
Counts					
Transaction Count	6				
	6				
Media Tendered					
CASH	4	\$96.00	50.53%	\$24.00	\$16.00
MEDIA 03	2	\$94.00	49.47%	\$47.00	\$15.67
	6	\$190.00			
Other					
NET SALES		\$183.77	100.00%		\$30.63
		\$183.77			
Sales Types					
Sales Type 1		\$190.00	100.00%		\$31.67
		\$190.00			

Item Hourly Sales Report

Lynx Cafe

Last Month (1/04/2019 - 30/04/2019)

Page 1 of 1

All Locations > All Terminals > Group: 13 > Item: 13016

Printed 28/05/2019 10:02AM

	Total	00-14	15-29	30-44	45-59
Coffee & Tea (Group#13)					
13016 Small Latte					
5:00:00AM	2	0	0	0	2
	\$8.00	\$0.00	\$0.00	\$0.00	\$8.00
6:00:00AM	1	0	0	0	1
	\$4.00	\$0.00	\$0.00	\$0.00	\$4.00
7:00:00AM	63	14	18	12	19
	\$236.00	\$56.00	\$68.00	\$40.00	\$72.00
8:00:00AM	45	13	9	13	10
	\$160.00	\$48.00	\$28.00	\$48.00	\$36.00
9:00:00AM	67	11	14	24	18
	\$252.00	\$40.00	\$56.00	\$84.00	\$72.00
10:00:00AM	122	23	32	31	36
	\$468.00	\$88.00	\$128.00	\$116.00	\$136.00
11:00:00AM	105	28	28	33	16
	\$412.00	\$104.00	\$112.00	\$132.00	\$64.00
12:00:00PM	91	22	30	15	24
	\$336.00	\$84.00	\$112.00	\$48.00	\$92.00
1:00:00PM	68	27	14	7	20
	\$252.00	\$108.00	\$44.00	\$24.00	\$76.00
2:00:00PM	81	18	22	18	23
	\$296.00	\$68.00	\$72.00	\$64.00	\$92.00
3:00:00PM	57	16	12	15	14
	\$212.00	\$64.00	\$40.00	\$56.00	\$52.00
4:00:00PM	34	13	7	8	6
	\$128.00	\$44.00	\$28.00	\$32.00	\$24.00
5:00:00PM	10	0	5	4	1
	\$40.00	\$0.00	\$20.00	\$16.00	\$4.00
	746	185	191	180	190
	\$2,804.00	\$704.00	\$708.00	\$660.00	\$732.00

Item Sales by Modifier Report

Today (8/10/2020)

All Locations > All Terminals > All Major Groups > All Groups > All Items

Printed 8/10/2020 11:43AM

Item Code	Description	Sales		
		Quantity	Amount	% of Total
9100	LATTE			
	SMALL	3.000	\$13.50	
	REGULAR	4.000	\$20.00	
	LARGE	2.000	\$11.00	
		9.000	\$44.50	26.73%
9101	FLAT WHITE			
	SMALL	2.000	\$9.00	
	REGULAR	1.000	\$5.00	
	LARGE	1.000	\$5.50	
		4.000	\$19.50	11.71%
9102	CAPPUCINO			
	SMALL	2.000	\$9.00	
		2.000	\$9.00	5.41%
9103	LONG BLACK			
	SMALL	1.000	\$4.50	
	REGULAR	2.000	\$10.00	
	LARGE	1.000	\$5.50	
		4.000	\$20.00	12.01%
9104	CHAI LATTE			
	REGULAR	1.000	\$5.00	
	LARGE	1.000	\$5.50	
		2.000	\$10.50	6.31%
9105	MOCHA			
	No Modifier	1.000	\$4.50	
	SMALL	2.000	\$9.00	
	LARGE	1.000	\$5.50	
	X-LARGE	1.000	\$6.00	
		5.000	\$25.00	15.02%
9106	HOT CHOC			
	SMALL	1.000	\$4.50	
	REGULAR	1.000	\$5.00	
	LARGE	3.000	\$16.50	
	X-LARGE	2.000	\$12.00	
		7.000	\$38.00	22.82%
GRAND TOTAL		33.000	\$166.50	