



# Dashboard

Week to Date (9/08/2021 - 13/08/2021)

All Locations

Lynx Restaurant

Updated 13/08/2021 5:53PM

Sales Total  
**\$5,601.50**

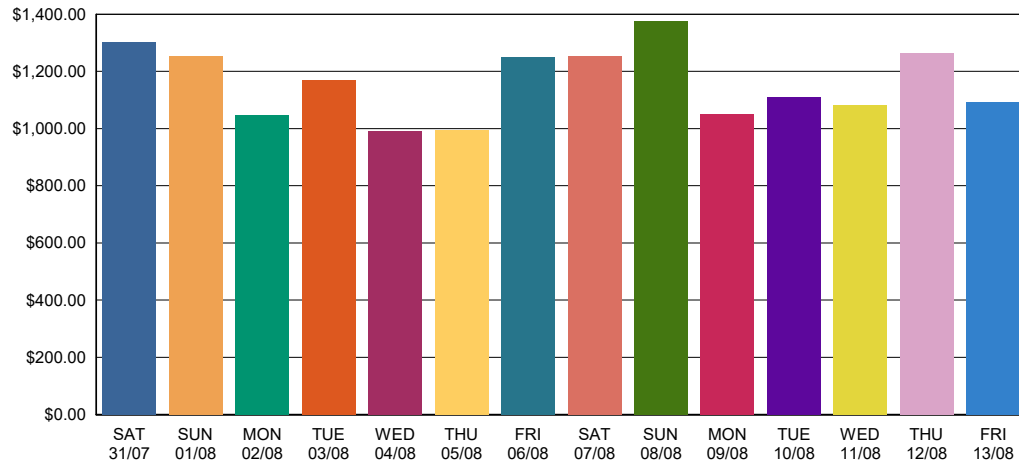
Gross Profit  
**\$3,520.54**

Profit Margin  
**64.66%**

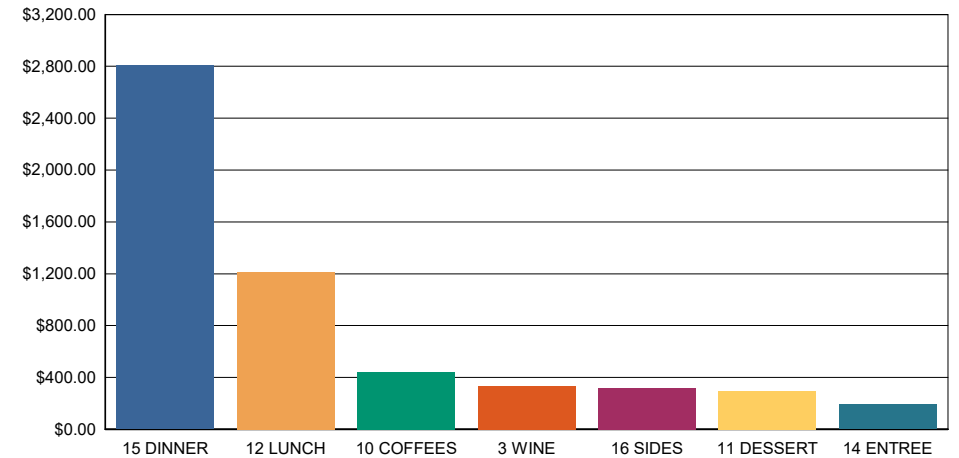
Transactions  
**78**

Average Sale  
**\$71.81**

## 14 Day Sales



## Group Sales



Voids  
**\$0.00**

Refunds  
**-\$17.00**

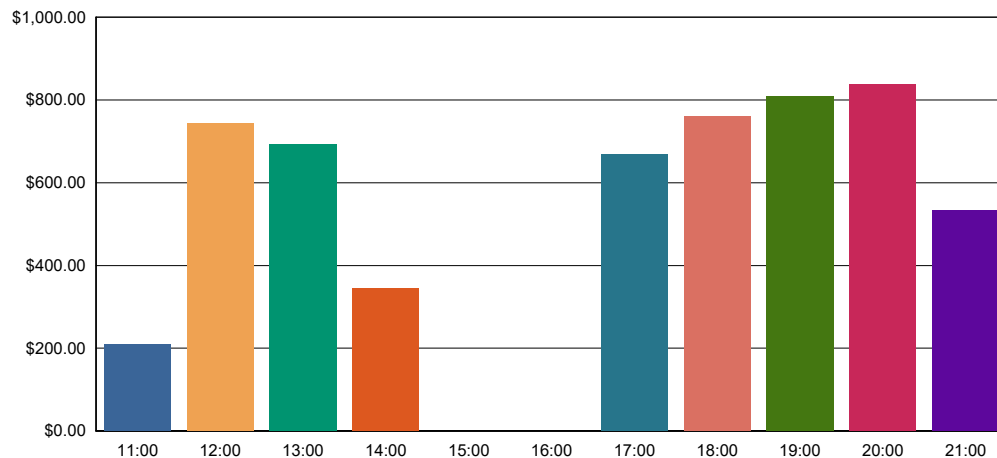
Corrections  
**\$0.00**

No Sales  
**0**

Discounts  
**-\$3.37**

Complimentary  
**\$5.00**

## Hourly Sales



## Top Sellers

Description	Quantity	Amount	Profit
SURF & TURF	18.000	\$756.00	\$468.00
SEAFOOD RISOTTO	21.000	\$630.00	\$378.00
RUMP STEAK	15.000	\$600.00	\$545.50
OVEN-BAKED SALMON	16.000	\$560.00	\$336.00
LAMB PIZZA	23.000	\$276.00	\$172.50
CHICKEN SCHNITZEL	11.000	\$259.33	\$235.78

# Transaction Report

Lynx Bistro

Today (25/09/2020)

Page 1 of 1

All Locations > All Terminals

Printed 25/09/2020 2:11PM

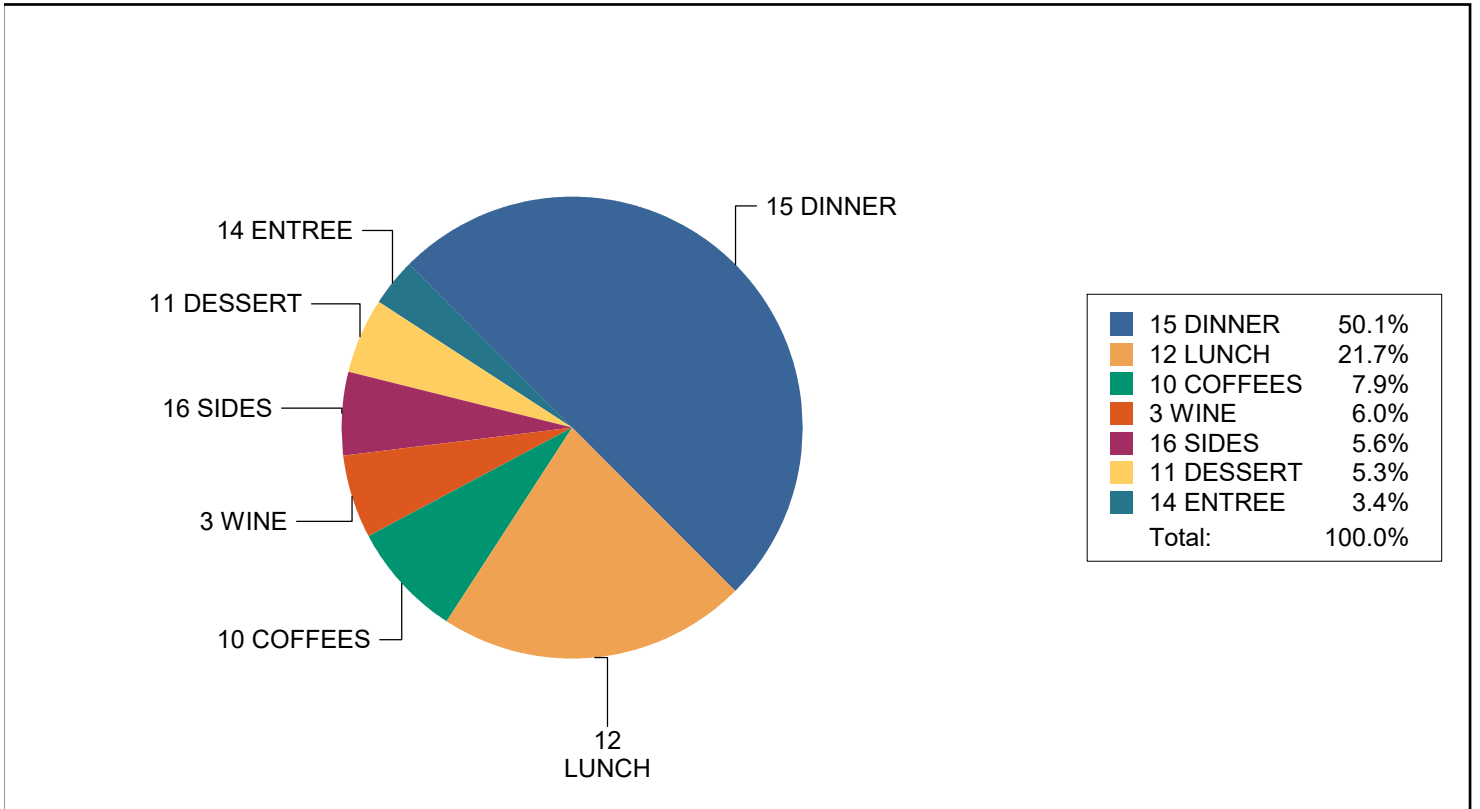
Description	Quantity	Amount	% of Total	Average	Avg/Tran
<b>Major Groups</b>					
Beer	48	\$121.80	7.45%	\$2.54	\$2.97
Wine	22	\$111.40	6.81%	\$5.06	\$2.72
Spirits	52	\$193.15	11.81%	\$3.71	\$4.71
Food	113	\$1,003.50	61.35%	\$8.88	\$24.48
Misc	68	\$205.80	12.58%	\$3.03	\$5.02
	<b>303</b>	<b>\$1,635.65</b>			<b>\$39.89</b>
<b>Taxable Tax Subtotals</b>					
Taxable tax subtotal 1		\$899.65	55.00%		\$21.94
Taxable tax subtotal 2		\$736.00	45.00%		\$17.95
		<b>\$1,635.65</b>			<b>\$39.89</b>
<b>Taxable Subtotals</b>					
TAXABLE 1		\$818.05	52.64%		\$19.95
TAXABLE 2		\$736.00	47.36%		\$17.95
		<b>\$1,554.05</b>			<b>\$37.90</b>
<b>Tax Amounts</b>					
GST		\$81.60	100.00%		\$1.99
		<b>\$81.60</b>			<b>\$1.99</b>
<b>Counts</b>					
Transaction Count	41				
	<b>41</b>				
<b>Functions</b>					
REFUND	1	-\$8.00	123.08%	-\$8.00	-\$0.20
Comps	1	\$1.50	-23.08%	\$1.50	\$0.04
	<b>2</b>	<b>-\$6.50</b>			<b>-\$0.16</b>
<b>Media Tendered</b>					
CASH	11	\$283.70	17.34%	\$25.79	\$6.92
MEDIA 03	30	\$1,351.95	82.66%	\$45.07	\$32.97
	<b>41</b>	<b>\$1,635.65</b>			<b>\$39.89</b>
<b>Media Sales</b>					
CASH	11	\$283.70	17.34%	\$25.79	\$6.92
MEDIA 03	30	\$1,351.95	82.66%	\$45.07	\$32.97
	<b>41</b>	<b>\$1,635.65</b>			<b>\$39.89</b>
<b>Sales Types</b>					
Sales Type 1		\$1,635.65	100.00%		\$39.89
		<b>\$1,635.65</b>			<b>\$39.89</b>
<b>Tracks</b>					
ALL TRACKS	0	\$0.00	0.00%	\$0.00	\$0.00
	<b>0</b>	<b>\$0.00</b>			<b>\$0.00</b>

# Group Sales Report

Week to Date (9/08/2021 - 13/08/2021)

All Locations > All Terminals > All Major Groups > All Groups

Code	Description	Sales		
		Quantity	Amount	% of Total
3	WINE	48.000	\$336.00	6.00%
10	COFFEES	99.000	\$443.17	7.91%
11	DESSERT	60.000	\$294.50	5.26%
12	LUNCH	106.000	\$1,214.50	21.68%
14	ENTREE	24.000	\$192.00	3.43%
15	DINNER	81.000	\$2,805.33	50.08%
16	SIDES	68.000	\$316.00	5.64%
<b>GRAND TOTAL</b>		<b>486.000</b>	<b>\$5,601.50</b>	



# Item Sales Report

Lynx Restaurant

Week to Date (9/08/2021 - 13/08/2021)

Page 1 of 1

All Suppliers > All Locations > All Terminals > All Major Groups > All Groups > All Items

Printed 13/08/2021 9:07PM

Item Code	Description	Sales			Gross Profit	
		Quantity	Amount	% of Total	Amount	% Margin
8003	CHICKEN SCHNITZEL	11.000	\$259.33	4.63%	\$235.78	100.00%
8004	RUMP STEAK	15.000	\$600.00	10.71%	\$545.50	100.00%
9001	CHIPS	24.000	\$96.00	1.71%	\$62.12	71.14%
9006	SOUP OF THE DAY	9.000	\$81.00	1.45%	\$49.50	61.11%
9100	LATTE	18.000	\$78.17	1.40%	\$35.14	49.40%
9101	FLAT WHITE	22.000	\$99.00	1.77%	\$46.09	51.16%
9102	CAPPUCINO	18.000	\$81.00	1.45%	\$37.72	51.17%
9103	LONG BLACK	14.000	\$63.00	1.12%	\$29.35	51.18%
9104	CHAI LATTE	8.000	\$36.00	0.64%	\$16.77	51.17%
9105	MOCHA	8.000	\$36.00	0.64%	\$16.78	51.19%
9106	HOT CHOC	10.000	\$45.00	0.80%	\$25.97	63.39%
9107	CHOC MILKSHAKE	1.000	\$5.00	0.09%	\$3.00	60.00%
9201	VANILLA SLICE	13.000	\$65.00	1.16%	\$26.00	40.00%
9202	CHOCOLATE CAKE	19.000	\$90.00	1.61%	\$42.50	47.22%
9203	LEMON POLENTA CAKE	16.000	\$80.00	1.43%	\$30.40	38.00%
9204	CARROT CAKE	11.000	\$55.00	0.98%	\$26.40	48.00%
9205	BANANA BREAD	1.000	\$4.50	0.08%	\$2.50	55.56%
9213	BLAT	17.000	\$170.00	3.03%	\$93.50	55.00%
9214	CHICKEN FOCACCIA	20.000	\$200.00	3.57%	\$120.00	60.00%
9215	LAMB PIZZA	23.000	\$276.00	4.93%	\$172.50	62.50%
9216	FISH AND CHIPS	10.000	\$150.00	2.68%	\$100.00	66.67%
9217	QUICHE	11.000	\$137.50	2.45%	\$77.00	56.00%
9218	STEAK SANDWICH	16.000	\$200.00	3.57%	\$112.00	56.00%
9219	GREEK SALAD	24.000	\$120.00	2.14%	\$72.00	60.00%
9220	GARLIC BREAD	24.000	\$192.00	3.43%	\$120.00	62.50%
9221	OVEN-BAKED SALMON	16.000	\$560.00	10.00%	\$336.00	60.00%
9222	GARDEN SALAD	20.000	\$100.00	1.79%	\$60.00	60.00%
9223	SEAFOOD RISOTTO	21.000	\$630.00	11.25%	\$378.00	60.00%
9224	SURF & TURF	18.000	\$756.00	13.50%	\$468.00	61.90%
9301	WHITE WINE	26.000	\$182.00	3.25%	\$100.52	60.73%
9302	RED WINE	22.000	\$154.00	2.75%	\$85.05	60.73%
<b>GRAND TOTAL</b>		<b>486.000</b>	<b>\$5,601.50</b>		<b>\$3,526.09</b>	<b>64.76%</b>

# Item Sales by Day Report

Month to Date (1/08/2021 - 13/08/2021)

All Suppliers > All Locations > All Terminals > All Major Groups > Groups: 14 to 16 > All Items

Item Code	Description	Sales							Total
		Monday	Tuesday	Wednesday	Thursday	Friday	Saturday	Sunday	
<b>ENTREE (Group#14)</b>									
9220	GARLIC BREAD	8.000	9.000	6.000	9.000	10.000	5.000	10.000	57.000
		\$64.00	\$72.00	\$48.00	\$72.00	\$80.00	\$40.00	\$80.00	\$456.00
<b>ENTREE (Group#14)</b>		<b>8.000</b>	<b>9.000</b>	<b>6.000</b>	<b>9.000</b>	<b>10.000</b>	<b>5.000</b>	<b>10.000</b>	<b>57.000</b>
		<b>\$64.00</b>	<b>\$72.00</b>	<b>\$48.00</b>	<b>\$72.00</b>	<b>\$80.00</b>	<b>\$40.00</b>	<b>\$80.00</b>	<b>\$456.00</b>
<b>DINNER (Group#15)</b>									
8003	CHICKEN SCHNITZEL	4.000	2.000	8.000	1.000	7.000	1.000	3.000	26.000
		\$68.66	\$18.64	\$168.65	\$25.00	\$143.66	\$9.33	\$57.50	\$491.44
8004	RUMP STEAK	7.000	7.000	8.000	5.000	7.000	6.000	8.000	48.000
		\$280.00	\$280.00	\$320.00	\$200.00	\$280.00	\$240.00	\$290.50	\$1,890.50
9221	OVEN-BAKED SALMON	13.000	9.000	12.000	11.000	6.000	7.000	14.000	72.000
		\$455.00	\$315.00	\$420.00	\$385.00	\$210.00	\$245.00	\$490.00	\$2,520.00
9223	SEAFOOD RISOTTO	11.000	11.000	6.000	13.000	9.000	6.000	14.000	70.000
		\$330.00	\$330.00	\$180.00	\$390.00	\$270.00	\$180.00	\$420.00	\$2,100.00
9224	SURF & TURF	5.000	10.000	9.000	15.000	8.000	4.000	11.000	62.000
		\$210.00	\$420.00	\$378.00	\$630.00	\$336.00	\$168.00	\$462.00	\$2,604.00
<b>DINNER (Group#15)</b>		<b>40.000</b>	<b>39.000</b>	<b>43.000</b>	<b>45.000</b>	<b>37.000</b>	<b>24.000</b>	<b>50.000</b>	<b>278.000</b>
		<b>\$1,343.66</b>	<b>\$1,363.64</b>	<b>\$1,466.65</b>	<b>\$1,630.00</b>	<b>\$1,239.66</b>	<b>\$842.33</b>	<b>\$1,720.00</b>	<b>\$9,605.94</b>
<b>SIDES (Group#16)</b>									
9001	CHIPS	8.000	7.000	6.000	10.000	11.000	5.000	9.000	56.000
		\$32.00	\$28.00	\$24.00	\$40.00	\$44.00	\$20.00	\$36.00	\$224.00
9219	GREEK SALAD	13.000	8.000	7.000	7.000	6.000	5.000	11.000	57.000
		\$65.00	\$40.00	\$35.00	\$35.00	\$30.00	\$25.00	\$55.00	\$285.00
9222	GARDEN SALAD	9.000	8.000	2.000	10.000	6.000	3.000	9.000	47.000
		\$45.00	\$40.00	\$10.00	\$50.00	\$30.00	\$15.00	\$45.00	\$235.00
<b>SIDES (Group#16)</b>		<b>30.000</b>	<b>23.000</b>	<b>15.000</b>	<b>27.000</b>	<b>23.000</b>	<b>13.000</b>	<b>29.000</b>	<b>160.000</b>
		<b>\$142.00</b>	<b>\$108.00</b>	<b>\$69.00</b>	<b>\$125.00</b>	<b>\$104.00</b>	<b>\$60.00</b>	<b>\$136.00</b>	<b>\$744.00</b>
<b>GRAND TOTAL</b>		<b>78.000</b>	<b>71.000</b>	<b>64.000</b>	<b>81.000</b>	<b>70.000</b>	<b>42.000</b>	<b>89.000</b>	<b>495.000</b>
		<b>\$1,549.66</b>	<b>\$1,543.64</b>	<b>\$1,583.65</b>	<b>\$1,827.00</b>	<b>\$1,423.66</b>	<b>\$942.33</b>	<b>\$1,936.00</b>	<b>\$10,805.94</b>

# Best Sellers Report

Lynx Restaurant

Month to Date (1/08/2021 - 13/08/2021)

Page 1 of 1

All Suppliers > All Locations > All Terminals > All Major Groups > All Groups > All Items

Printed 13/08/2021 9:02PM

Item Code	Description	Sales			Gross Profit	
		Quantity	Amount	% of Total	Amount	% Margin
9221	OVEN-BAKED SALMON	72.000	\$2,520.00	16.87%	\$1,512.00	60.00%
9223	SEAFOOD RISOTTO	70.000	\$2,100.00	14.06%	\$1,260.00	60.00%
9224	SURF & TURF	62.000	\$2,604.00	17.44%	\$1,612.00	61.90%
9219	GREEK SALAD	57.000	\$285.00	1.91%	\$171.00	60.00%
9220	GARLIC BREAD	57.000	\$456.00	3.05%	\$285.00	62.50%
9001	CHIPS	56.000	\$224.00	1.50%	\$144.96	71.14%
8004	RUMP STEAK	48.000	\$1,890.50	12.66%	\$1,718.75	100.00%
9222	GARDEN SALAD	47.000	\$235.00	1.57%	\$141.00	60.00%
9215	LAMB PIZZA	38.000	\$456.00	3.05%	\$285.00	62.50%
9301	WHITE WINE	37.000	\$259.00	1.73%	\$143.07	60.73%
9214	CHICKEN FOCACCIA	36.000	\$360.00	2.41%	\$216.00	60.00%
9101	FLAT WHITE	35.000	\$154.67	1.04%	\$70.75	50.27%
9302	RED WINE	35.000	\$245.00	1.64%	\$135.31	60.73%
9100	LATTE	33.000	\$140.01	0.94%	\$61.44	48.21%
9102	CAPPUCINO	31.000	\$133.85	0.90%	\$59.82	49.11%
9213	BLAT	31.000	\$310.00	2.08%	\$170.50	55.00%
9218	STEAK SANDWICH	31.000	\$387.50	2.59%	\$217.00	56.00%
9202	CHOCOLATE CAKE	28.000	\$135.00	0.90%	\$65.00	48.15%
9006	SOUP OF THE DAY	27.000	\$243.00	1.63%	\$148.50	61.11%
8003	CHICKEN SCHNITZEL	26.000	\$491.44	3.29%	\$446.83	100.00%
9216	FISH AND CHIPS	26.000	\$390.00	2.61%	\$260.00	66.67%
9217	QUICHE	26.000	\$325.00	2.18%	\$182.00	56.00%
9103	LONG BLACK	21.000	\$91.68	0.61%	\$41.47	49.68%
9203	LEMON POLENTA CAKE	21.000	\$105.00	0.70%	\$39.90	38.00%
9201	VANILLA SLICE	18.000	\$90.00	0.60%	\$36.00	40.00%

# Hourly Sales Report

Custom (20/09/2020 - 26/09/2020)

All Locations > All Terminals

Lynx Bistro

Page 1 of 2

Printed 7/10/2020 8:22PM

	<b>Total</b>	<b>00-14</b>	<b>15-29</b>	<b>30-44</b>	<b>45-59</b>
11:00:00AM	22.000 \$787.85	1.000 \$28.00	6.000 \$192.30	8.000 \$321.55	7.000 \$246.00
12:00:00PM	30.000 \$1,910.50	19.000 \$1,259.15	5.000 \$236.25	6.000 \$415.10	0.000 \$0.00
1:00:00PM	30.000 \$1,436.05	12.000 \$658.65	0.000 \$0.00	18.000 \$777.40	0.000 \$0.00
2:00:00PM	42.000 \$1,227.00	11.000 \$410.00	31.000 \$817.00	0.000 \$0.00	0.000 \$0.00
3:00:00PM	5.000 \$90.80	1.000 \$15.60	4.000 \$75.20	0.000 \$0.00	0.000 \$0.00
4:00:00PM	7.000 \$201.25	0.000 \$0.00	0.000 \$0.00	3.000 \$89.90	4.000 \$111.35
5:00:00PM	31.000 \$1,231.15	4.000 \$200.05	6.000 \$163.50	21.000 \$867.60	0.000 \$0.00
6:00:00PM	23.000 \$1,403.40	0.000 \$0.00	7.000 \$187.10	0.000 \$0.00	16.000 \$1,216.30
7:00:00PM	19.000 \$615.15	0.000 \$0.00	19.000 \$615.15	0.000 \$0.00	0.000 \$0.00
8:00:00PM	26.000 \$1,473.15	22.000 \$1,305.20	4.000 \$167.95	0.000 \$0.00	0.000 \$0.00
9:00:00PM	11.000 \$779.15	0.000 \$0.00	11.000 \$779.15	0.000 \$0.00	0.000 \$0.00
<b>GRAND TOTAL</b>	<b>\$11,155.45</b>				



# Hourly Sales Report

Custom (20/09/2020 - 26/09/2020)

All Locations > All Terminals

Lynx Bistro

Page 2 of 2

Printed 7/10/2020 8:22PM

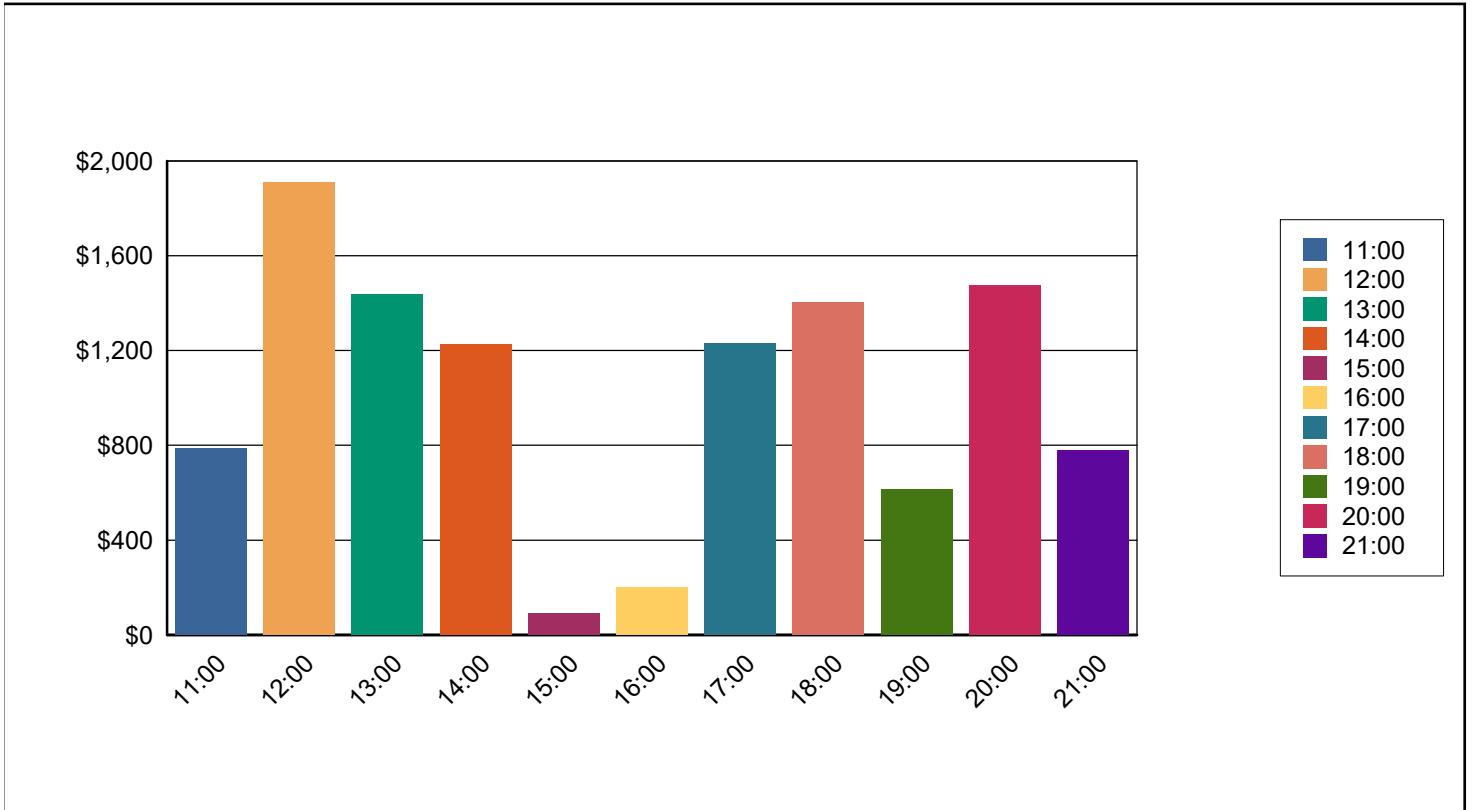
Total

00-14

15-29

30-44

45-59



# Item Hourly Sales Report

Lynx Restaurant

Week to Date (9/08/2021 - 13/08/2021)

Page 1 of 1

All Locations > All Terminals > Group: 12 > All Items

Printed 13/08/2021 9:05PM

	Quantity	Amount
--	----------	--------

## LUNCH (Group#12)

9006 SOUP OF THE DAY		
11:00:00AM	2.000	\$18.00
12:00:00PM	17.000	\$153.00
1:00:00PM	10.000	\$90.00
2:00:00PM	1.000	\$9.00
	<b>30.000</b>	<b>\$270.00</b>
9208 PANCAKES		
1:00:00PM	1.000	\$9.00
	<b>1.000</b>	<b>\$9.00</b>
9212 BREAKFAST WRAP		
1:00:00PM	1.000	\$9.50
	<b>1.000</b>	<b>\$9.50</b>
9213 BLAT		
11:00:00AM	4.000	\$40.00
12:00:00PM	15.000	\$150.00
1:00:00PM	11.000	\$110.00
2:00:00PM	1.000	\$10.00
	<b>31.000</b>	<b>\$310.00</b>
9214 CHICKEN FOCACCIA		
11:00:00AM	3.000	\$30.00
12:00:00PM	19.000	\$190.00
1:00:00PM	12.000	\$120.00
2:00:00PM	2.000	\$20.00
	<b>36.000</b>	<b>\$360.00</b>
9215 LAMB PIZZA		
11:00:00AM	5.000	\$60.00
12:00:00PM	16.000	\$192.00
1:00:00PM	15.000	\$180.00
2:00:00PM	2.000	\$24.00
	<b>38.000</b>	<b>\$456.00</b>
9216 FISH AND CHIPS		
11:00:00AM	1.000	\$15.00
12:00:00PM	14.000	\$210.00
1:00:00PM	11.000	\$165.00
	<b>26.000</b>	<b>\$390.00</b>
9217 QUICHE		
11:00:00AM	2.000	\$25.00
12:00:00PM	14.000	\$175.00
1:00:00PM	8.000	\$100.00
2:00:00PM	1.000	\$12.50
	<b>25.000</b>	<b>\$312.50</b>
9218 STEAK SANDWICH		
11:00:00AM	3.000	\$37.50
12:00:00PM	18.000	\$225.00
1:00:00PM	8.000	\$100.00
2:00:00PM	1.000	\$12.50
	<b>30.000</b>	<b>\$375.00</b>

# Clerk Transaction Report

Lynx Restaurant

Custom (1/06/2020 - 30/06/2020)

Page 1 of 1

All Locations > All Terminals > Clerk: 1

Printed 29/07/2021 10:01AM

Description	Quantity	Amount	% of Total	Average	Avg/Tran
<b>Clerk # 000-001 TAHLIA</b>					
<b>Tax Amounts</b>					
VAT TAX		\$0.36	100.00%		\$0.00
		<u>\$0.36</u>			
<b>Counts</b>					
NO SALE	265				
Transaction Count	7,512				
	<u>7,777</u>				
<b>Functions</b>					
REFUND	26	-\$105.98	4.69%	-\$4.08	-\$0.01
CORRECTED	1,069	-\$5,822.23	257.69%	-\$5.45	-\$0.80
10% DISCOUNT	6	-\$17.23	0.76%	-\$2.87	\$0.00
30% STAFF DISC	20	-\$121.43	5.37%	-\$6.07	-\$0.02
TRANSACTION VOID	519	\$3,807.50	-168.52%	\$7.34	\$0.53
	<u>1,640</u>	<u>-\$2,259.37</u>			
<b>Media in Drawer</b>					
CASH	3,141	\$27,702.60	30.11%	\$8.82	\$3.82
EFTPOS	3,563	\$64,316.66	69.89%	\$18.05	\$8.87
	<u>6,704</u>	<u>\$92,019.26</u>			
<b>Other</b>					
ROUND DIFFER		\$11.12	0.01%		\$0.00
NET SALES		\$92,007.40	99.99%		\$12.70
		<u>\$92,018.52</u>			
<b>Sales Types</b>					
Sales Type 1		\$92,146.42	100.00%		\$12.72
		<u>\$92,146.42</u>			

# Attendance Report

Lynx Restaurant

Yesterday (31/10/2019)

Page 1 of 1

All Locations > All Terminals > Clerks: 1 to 3

Printed 1/11/2019 1:16PM

Log On	Log Off	Hours:Mins	Hours	Date	Hours:Mins	Hours
<b>Clerk # 000-001 Jane Smith</b>						
31/10/2019 8:00:00AM	31/10/2019 12:00:00PM	4:00	4.00			
31/10/2019 1:00:00PM	31/10/2019 5:00:00PM	4:00	4.00			
				Thu 31/10/2019	8:00	8.00
			<b>8:00</b>		<b>8:00</b>	<b>8.00</b>
<b>Clerk # 000-002 Grace Matthews</b>						
31/10/2019 5:00:00PM	31/10/2019 9:00:00PM	4:00	4.00			
				Thu 31/10/2019	4:00	4.00
			<b>4:00</b>		<b>4:00</b>	<b>4.00</b>
<b>Clerk # 000-003 CLERK 003</b>						
31/10/2019 8:30:00AM	31/10/2019 12:30:00PM	4:00	4.00			
				Thu 31/10/2019	4:00	4.00
			<b>4:00</b>		<b>4:00</b>	<b>4.00</b>
<b>GRAND TOTAL</b>		<b>16:00</b>	<b>16.00</b>			